

## Subterranean biota of the European part of Russia: A review

**Sergei I. Golovatch<sup>1</sup>, Dmitry M. Palatov<sup>2</sup>, Ilya S. Turbanov<sup>3,4</sup>,  
Vladimir A. Kniss<sup>5</sup>, Suren Gazaryan<sup>6</sup>, Vladimir P. Snit'ko<sup>7</sup>,  
†Vasile Decu<sup>8</sup>, Christian Juberthie<sup>9</sup>, George Nazareanu<sup>10,11</sup>**

<sup>1</sup> *Institute for Problems of Ecology and Evolution, Russian Academy of Sciences, Leninsky pr., 33, Moscow, 119071 Russia. E-mail: sgolovatch@yandex.ru*

<sup>2</sup> *Department of Hydrobiology, Biological Faculty, Moscow State University, Leninskie Gory 1/12, Moscow, 119234 Russia; E-mail: triops@yandex.ru*

<sup>3</sup> *Papanin Institute of the Biology of Inland Waters, Russian Academy of Sciences, Borok, Nekouzskiy District, Yaroslavl Region, 152742 Russia. E-mail: turba13@mail.ru*

<sup>4</sup> *Cherepovets State University, Lunacharskogo pr., 5, Cherepovets, Vologda Region, 162600 Russia.*

<sup>5</sup> *Bashkirian University, 32 rue Frunze, Ufa, 450074 Russia.*

<sup>6</sup> *UNEP/EUROBATS Secretariat, Platz der Vereinten Nationen 1, D-53113 Bonn, Germany. E-mail: s.gazaryan@gmail.com*

<sup>7</sup> *Il'men State Nature Reserve, Chelyabinsk Region, Miass, 456317 Russia. E-mail: snitko@ilmeny.ac.ru*

<sup>8</sup> *Dept. of Biospeleology and Karst Edaphobiology, "Emil Racovitza" Institute of Speleology, Romanian Academy, Calea 13 Septembrie, 13, Bucharest, 050731 Romania.*

<sup>9</sup> *Encyclopédie Biospéologique, Edition. 1 Impasse Saint-Jacques, F-09190 Saint-Lizier, France. E-mail: christianjuberthie@wanadoo.fr*

<sup>10</sup> *"Grigore Antipa" National Museum of Natural History, Sos. Kiseleff, 1, 011341 Bucharest, Romania.*

<sup>11</sup> *Karin's Kids Academy – Nature School, Sos. București–Ploiesti, 182A, 013697 Bucharest, Romania. E-mail: george.nazareanu@karinkids.ro*

**ABSTRACT.** The endogean flora and fauna of European Russia, including those of the northwestern Caucasus, but excluding those of Crimea, presently comprise at least 389 species or subspecies (some still unidentified) from 229 genera (a few still unidentified), 150 families, 75 orders, 48 classes and 25 phyla, among which 96 species or subspecies represent presumed stygo- or troglobionts. The taxonomically most diverse phylum is Arthropoda which encompasses the bulk of the fauna, in particular due to crustaceans, beetles and collembolans. Whereas the troglofauna of northern Russia is completely devoid of such strongly cave-adapted animals, in the Urals, Cis-Urals and central Russia there are a few, but the greatest diversity of hypogean species in the region is observed in the northwestern Caucasus, in particular its maritime western part, as an "Ice Age" refugium of nemoral biota rich in karst.

How to cite this article: Golovatch S.I., Palatov D.M., Turbanov I.S., Kniss V.A., Gazaryan S., Snit'ko V.P., Decu V., Juberthie Ch., Nazareanu G. 2018. Subterranean biota of the European part of Russia: A review // *Invert. Zool.* Vol.15. No.2. P.153–213. doi: 10.15298/invertzool.15.2.01

**KEY WORDS:** Eastern Europe, Urals, Cis-Urals, northern Caucasus, endogean invertebrates, bats, stygophiles, stygobionts, troglaphiles, troglobionts.

## Подземная биота европейской части России: Обзор

С.И. Головач<sup>1</sup>, Д.М. Палатов<sup>2</sup>, И.С. Турбанов<sup>3,4</sup>, В.А. Книсс<sup>5</sup>,  
Суран Газарян<sup>6</sup>, В.П. Снитко<sup>7</sup>, †Василе Деку<sup>8</sup>,  
Кристиан Жюберти<sup>9</sup>, Георге Назаряну<sup>10,11</sup>

<sup>1</sup> Институт проблем экологии и эволюции РАН, Ленинский проспект, 33, Москва, 119071 Россия.

<sup>2</sup> Кафедра гидробиологии, Биологический факультет МГУ, Ленинские Горы, 1/12, Москва, 119234 Россия

<sup>3</sup> Институт биологии внутренних вод РАН, пос. Борок, Ярославская обл., 152742 Россия.

<sup>4</sup> Череповецкий государственный университет, проспект Луначарского, 5, Вологодская обл., 162600 Россия.

<sup>5</sup> Башкирский государственный университет, ул. Фрунзе, 32, Уфа, 450074 Россия.

<sup>6</sup> Секретариат UNEP/EUROBATS, Бонн, Германия.

<sup>7</sup> Ильменский государственный заповедник, г. Миасс, Челябинская обл., 456317 Россия.

<sup>8</sup> Институт спелеологии, Румынская академия наук, Бухарест, Румыния.

<sup>9</sup> Издательство Биоспелеологической энциклопедии, Сен-Лизье, Франция.

<sup>10</sup> Музей естественной истории, Бухарест, Румыния.

<sup>11</sup> Детская академия Карины, Бухарест, Румыния.

**РЕЗЮМЕ.** Подземные флора и фауна европейской части России, включая таковые Северо-Западного Кавказа, но исключая таковые Крыма, в настоящее время насчитывают по меньшей мере 389 вида и подвида (некоторые пока не определены) из 229 родов (малая часть пока не определена), 150 семейств, 75 отрядов, 48 классов и 25 типов, среди которых 96 видов и подвидов — предположительно стиго- и троглобионты. Таксономически самый разнообразный тип — это Arthropoda, который включает большинство фауны, особенно за счет ракообразных, жуков и коллембол. В то время, как троглофауна северной части России совершенно лишена сильно адаптированных в жизни в пещерах и подземных водах животных, на Урале, в Предуралье и центре России таковых немного, а наибольшее разнообразие гипогейных видов в регионе наблюдается на Северо-Западном Кавказе, прежде всего, в его приморской западной части, как богатого карстом «ледникового» рефугиума неморальной биоты. Как цитировать эту статью: Golovatch S.I., Palatov D.M., Turbanov I.S., Kniss V.A., Gazaryan S., Snit'ko V.P., Decu V., Juberthie Ch., Nazareanu G. 2018. Subterranean biota of the European part of Russia: A review // *Invert. Zool.* Vol.15. No.2. P.153–213. doi: 10.15298/invertzool.15.2.01

**КЛЮЧЕВЫЕ СЛОВА:** Восточная Европа, Урал, Предуралье, Северный Кавказ, подземные беспозвоночные, летучие мыши, стигофилы, стигобионты, троглофилы, троглобионты.

### Introduction

The present paper is the result of a compromise. It was initiated by one of us (CJ) to become a chapter entitled “RUSSIA (Russian Federation: European part)” in a forthcoming volume of “ENCYCLOPAEDIA BIOSPEOLOGICA”. The chapter was duly prepared, but then remained shelved for more than a year waiting for some other contributions to be com-

pleted for the same volume. However, because of uncertainty and an apparent delay in publication, let alone an unexpected abortion of the part pertaining to mammals in our prepared draft, we have finally decided to publish this material elsewhere in a reputed journal and before it is outdated. This decision actually follows that of Juberthie et al. (2016) who published their chapter on the cave faunas of Siberia and the Russian Far East as a journal paper. The same concerns

the chapter on the Mexican hypogean fauna by Palacios-Vargas et al. (2017). As regards the present contribution that covers European Russia, a separate chapter will be devoted to the troglofauna of Crimea.

## I. General description of the area

The Russian Federation is the largest country in the world (17,075,000 km<sup>2</sup>), spanning 10,000 km from the Baltic Sea in the West to the Pacific (the Sea of Japan, the Okhotsk Sea, the Bering Sea) in the East. The Ural Mountain Range represents the traditional border between European Russia and Siberia (Asian Russia), lying between Europe and Asia.

The European part consists of large plains; the southern part of European Russia consists of the northern and western Caucasus, including a part of Transcaucasia stretched along the Black Sea coast until Sochi and the Psou River, both bordering on Abkhazia. Central Siberia is mostly a large plateau; southern Siberia bordering on Mongolia and China, as well as the Far East as far as the Sea of Okhotsk and the Sea of Japan are mountainous regions.

**Climate.** Temperate and continental to the West, with marine influence of the Baltic Sea and the Sea of Japan; cold and subpolar to the North, nearly subtropical in the Sochi region along the Black Sea. The latitude, the distance to the ocean and the localization of mountains account for climate continentality; the climate of Siberia is characterized by mostly very severe and harsh winters.

**Vegetation.** From north to south, the pattern of nature zonation is formed by a marked succession of the following biomes: polar deserts, tundras, taiga (= boreal, mostly coniferous forest), broadleaved forest, forested steppes, steppes (= grasslands), semi-deserts and deserts.

## II. History

### II. 1. Karst

In Russia, the first descriptions of karst forms and caves were made as early as the 18th century by several academic expeditions, fol-

lowing the conquest of the huge territories of the Urals, Siberia and, later, the Far East. The first detailed field manual on caves was published by J. Gmelin as a result of the Great North Expedition carried out between 1733 and 1743.

At the beginning of the 19th century, V. Severgin published a review of the caves in the Russian Empire.

In 1887, Yuri Listov published a field manual on cave studies with notes on their geology, morphology, hydro-geology, speleogenesis, sediments and microclimate.

In 1900, Alexander Kruber published an important book, "*About karst phenomena in Russia*". The role of Kruber in Russia is somewhat comparable to that of E.A. Martel in Western Europe. Martel visited Russia in 1903.

From the beginning of the 20<sup>th</sup> century, the number of regional karst cave studies continued to grow in all of the main regions of Russia.

The revolution of 1917 interrupted karst and cave research in the country, but it resumed in the USSR.

The first Karst Conference in the USSR was held in 1933 at Kizel, Perm Region. Since 1947, the Perm State University sponsored all-Union conferences on karst and played important roles in the coordination of karst speleological investigations.

Regional thematic conferences on karst and speleology were organized by the Karst Commission, for instance on Applied Karstology, Russian Plain karst, Bashkirian karst, Primorsky Krai karst, Caves, engineering karstology etc.

According to A. Klimchouk (2003c), modern speleology in the USSR was born in 1958, when the Academy of Sciences created the Interdepartmental Commission on Geological and Geographical Karst Investigations.

General studies on Russian karst were published by Klimchouk (2003b), Maksimovitch (1962, 1963), Maksimovitch and Kostarev (1973), Gorbunova et al. (1992) and many others. Special studies were published on gypsum karsts of the Russian Eastern-European Plain and the Pre-Ural region by Andrejchuk (1996), and Andrejchuk and Klimchouk (1996).

Until 1958, only about 500 caves and shafts were reported in the Soviet Union as a whole. From 1958 to 1962, cave-exploring groups were formed, with as many as 3,800 caves discovered in the USSR (Russia, Ukraine, Caucasus) (Dublyanskiy, Ilyukhin, 1982; Kiselyov, Klimchouk, 1991).

## II. 2. Cave fauna

The first mention concerning Russia's cave fauna belonged to P. Pallas, a famous academician and traveler, who, in 1811, reported the presence of bat colonies in caves of Crimea and the Urals. Then around the middle of the 19<sup>th</sup> century, as industrial development required resources, geological research was conducted in the eastern regions such as the Urals, the Altai and Transbaikalia, as well as in the Caucasus and other regions of the Russian Empire.

Victor von Motschoulsky, a famous entomologist, first visited several Caucasian caves in 1850, then some caves in Crimea.

In 1889, G. Jakobson and R. Schmidt sampled fauna in the Murandimovskaya and Kapova caves in the southern Urals and recorded the dipteran *Blepharoptera modesta*, Culicidae larvae and adults, Collembola and Aranei. From among the species collected, Skorikow (1899) described a new species of springtail, *Tomocerus baschkiricus*.

Understanding the importance of cave studies in resolving biogeographical problems and those linked to evolutionary theory, G. Kozhevnikov, professor of the Moscow University, created in the early 20<sup>th</sup> century, inside the Zoological Museum, a "dark room" for experimenting on the impact of darkness upon Crustacea and fishes (Ognev, 1910; Kapterev, 1910, 1912).

Nevertheless, the true beginning of biospeleological research in Russia is dated 1912, when A. Shugurov generalized the then available data, relatively few, on the cave fauna of the Caucasus and Crimea (Shugurov, 1912).

Biospeleological investigations were resumed only in 1926–1927, already in the USSR, with explorations of some caves in the Urals and the description by E. Borutzky in 1928 of the first stygobiont, the amphipod *Crangonyx chlebnikovi* from the central Urals. In 1929, Borutz-

ky joined the first biospeleological survey of two karstic caves in the Kutaisi region of Georgia, Transcaucasia, and published the first data about the cave fauna of Transcaucasia (Borutzky, 1930, 1934).

In 1927 and 1930, A.N. Derzhavin published two papers containing descriptions of new cave amphipods.

At the end of 1930, K. Verhoeff described a diplopod, *Leucogeorgia longipes*, from a cave near Kutaisi, Georgia (Verhoeff, 1930).

Since 1935, Ya. Birstein undertook 6 trips in the Caucasus and explored 39 caves: 31 along the Black Sea coast, 4 in the Imeretian region of Georgia and 3 in Crimea.

In 1940, Birstein and Lopashov published a synthesis of the cave fauna of the USSR as revealed in 1935–1940. That paper also marked the onset of the series "*Biospelologica Sovietica*" (Birstein, Lopashov, 1940). At the same time, I. Lapshov (1940) reviewed the pseudoscorpion cave fauna of Transcaucasia.

In 1950, Birstein generalized and updated all available information on the cave fauna of western Transcaucasia (Birstein, 1950).

In 1950, E. Borutzky described a stygobiont copepod, *Speocyclops lussianus*, from Ciscaucasia (Borutzky, 1950).

From 1950 to 1970, Birstein alone or together with Ljovuschkin, Borutzky, Levanidov or Lopashov, published mostly on aquatic cave fauna. This work culminated in a milestone synthesis of biospeleological research in the USSR (Birstein, Ljovuschkin, 1967a). During the same period, Ljovuschkin alone or with co-authors described a number of cave beetles, crustaceans and arachnids, Borutzky described numerous new species of cave copepods and isopods, Ya. Starobogatov and P. Matiokin worked on molluscs, N. Zalesskaja on lithobio-morphs, I. Malevich on earthworms, etc.

Since the 1970's, V. Kniss has studied the fauna of caves and springs, mostly in the Urals and in Siberia. In 2001, he published a summarizing monograph, "*Cave fauna of Russia and adjacent regions*". From 1984 to 2006, V. Kniss published mostly on springtail cave fauna (Kniss, 1984a, b, 1985, 1989, 1991, 2001, 2004, 2006).

It is Birstein who may be credited as the pioneer of biospeleology in the USSR, with several of his colleagues or direct students having provided the foundations for our present knowledge of the endogean faunas of the ex-USSR countries.

The cave invertebrate fauna of the former Soviet Union, which represents the bulk of endogean biodiversity, has very recently been revised and summarized (Turbanov et al., 2016a, b, c). Members of 17 phyla, 38 classes, 90 orders and 278 families of invertebrates which contain at least 308 species or subspecies of mostly presumed stygo- or troglobionts and no fewer than 735 species or subspecies of stygo- or troglaphiles are currently known to populate the caves and subterranean waters of Russia and other countries of the former USSR. The main evolutionary burst in the endogea, including the MSS (*milieu souterrain superficiel*, or *meso-void shallow stratum*), is due to arthropods, primarily crustaceans, collembolans and beetles. The major centres of taxonomic diversity among stygo- and troglobionts thereby remain the Caucasus (181, or almost 59%) and Crimea (44, or over 14%), both montane “glacial” refugia of nemoral biota rich in karst, whereas the contributions of the other major regions, sometimes strongly karstified as well, are considerably smaller, gradually decreasing towards Central Asia (35, or more than 11%), the Far East (33, or nearly 11%), the Ukrainian Carpathians together with Podolia (12, or almost 4%), the Russian Plain (7, or over 2%), the Urals and Cisuralia (7, also more than 2%) and Siberia (5, or 1.6%). The problem of inventorying is still among the most topical in assessing the stygo- and troglafaunas of the territories in question.

Although occasional findings of bats in caves were reported by many Soviet zoologists (see Kuzyakin (1950)) and the importance of these sites was obvious, Petr Petrovich Strelkov was the first Russian bat researcher who focused on underground sites and conducted an extensive survey of those caves and artificial underground roosts that were known at that time in European Russia (Strelkov, 1958), establishing a tradition for winter bat monitoring. Following his pilot

survey, underground sites had become a key element of all regional studies of bat fauna. They gained a momentum after the first all-USSR bat research conference that was held in Leningrad (now Saint Petersburg) in 1974 and where the commission on bats was organized under the auspices of the Soviet Theriological Society. The conference had become a regular event with a number of attendees from the former USSR who reported new findings in a compendium of proceedings (1974, 1980, 1982, 1988, 1990). Altogether, more than 120 papers and short communications on the distribution of bats in the territory of the former USSR had been published by 1990 (Strelkov, 1990); a great deal of them containing data collected in caves and underground sites.

After the dissolution of the Soviet Union, the coordination of bat studies in Russia was taken over by the Russian Bat Research Group that was established at Seventh All-Russian Bat Research Conference (13–16 April 1999). The Group issues its own periodical, *Plecotus et al.*, and maintains a website at <http://zmmu.msu.ru/bats>

Apart from papers and proceedings, several comprehensive regional bat surveys have recently been conducted and subsequently published as dissertations and monographs. With respect to the cave bat fauna, it is worth mentioning a study on bats of the Western Caucasus (Gazaryan, 2002) and those for the central and southern Ural regions (Orlov, 2000; Snit'ko, 2004). The results of the latter two studies largely constitute the monograph “*Bats of the Urals*” (Bol'shakov et al., 2005) that was later amended by several new publications of Vladimir Snit'ko, who explored summer and winter bat assemblages in the caves of Bashkiria and the Orenburg and Chelyabinsk regions. In 1999, S. Gazaryan and A. Ostapenko published the first list of 49 caves which are important for bats in the Russian Caucasus and should be legally and physically protected; the paper included recommendations to cavers concerning bat-friendly conduct and the timing of visits to these caves. In a series of further publications S. Gazaryan appended this list with many new important sites which he had discovered during his field trips in 1999–2012.



Since 1975, several groups have become particularly well studied in the Russian Caucasus, such as cave diplopods (Golovatch, 1975, 1978, 1983, 1984–1985, 1990, 2011; Golovatch, Enghoff, 1990; Golovatch, Chumachenko, 2013; Golovatch *et al.*, 2016; Antić, Makarov, 2016; Antić *et al.*, 2018); cave carabids (Belousov, 1989, 1999, 1998; Belousov, Zamotajlov, 1999, 1997; Belousov, Koval, 2009, 2011) and a few other higher taxa, mostly with descriptions of numerous new species.

A highly detailed survey of the invertebrate cave fauna of the former Soviet Union, including Russia, and a complete bibliography was published recently by Turbanov *et al.* (2016a, b, c). The present paper is not only restricted to the European part of Russia, including the northern Caucasus, but excluding Crimea (the latter is to be treated separately), but it incorporates all previously unpublished data contained in the PhD Thesis of S.I. Ljovuschkin (1966). It is also slightly updated using relevant information, both new and missed old, but in addition it covers bats as a highly important component of cave fauna. Besides this, a geological background is provided here.

No zoogeographical analysis is undertaken here since such is available and still quite valid as regards the entire subterranean fauna of the former USSR (Kniss, 2004). In addition, European Russia, especially the northern Caucasus with its particularly rich endogean fauna, is an artificial and heterogeneous region from a biogeographical point of view.

### III. Karst and caves

The Precambrian craton occupies most of the European part of Russia. Karst is mainly developed in intrastratal settings in limestones, dolomites, chalk, gypsum and salt of different ages. Most of the caves are in gypsum.

The karstic caves were developed in rocks from a wide range of geological age: Archaean, Proterozoic, Palaeozoic, Triassic, Jurassic, in limestones, dolomites, mixed carbonate rocks, carbonate conglomerates, and gypsum. Pseudokarstic caves are known in sandstones.

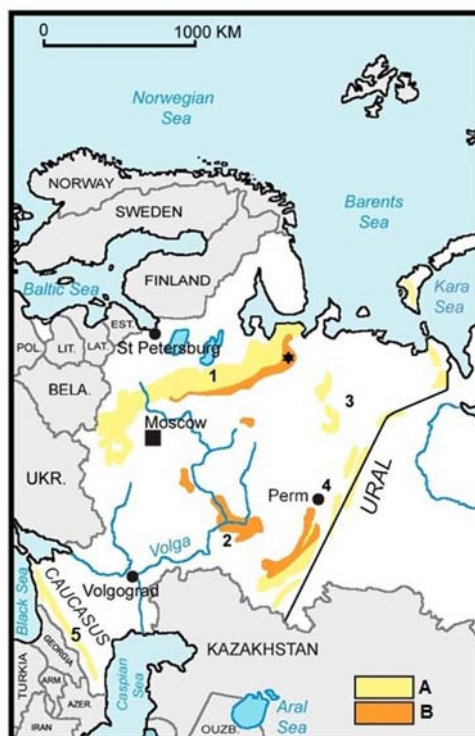


Fig. 1. Karsts of European Russia. A — Carbonated rocks. B — Carbonated and Gypsum rocks. Numbers: 1 — Valdai-Kuloisk: limestone and gypsum karsts; 2 — Volga-Kama; 3 — Timan Plateau; 4 — Urals; 5 — Great and Lesser Caucasus. \* Pinega gypsum caves. (After Pulina (2005), modified; drawing by B. Juberthie and G. Nazareanu).

Рис. 1. Карсты европейской части России. А — карбонатные породы. В — карбонатные и гипсовые породы. Номера: 1 — Валдай-Кулой: известняковые и гипсовые карсты; 2 — Волго-Камские; 3 — Тиманское плато; 4 — Урал; 5 — Большой и Малый Кавказ. \* Пинежские гипсовые пещеры. (По Pulina (2005) с изменениями; рисунок В. Juberthie и G. Nazareanu).

A. Chikishev (1966, 1973, 1978, 1984) distinguished 12 speleological areas in the former USSR. To date, based on morpho-structural criteria, we distinguish 5 karstic-speleologic regions in the European part of Russia: Valdai-Kuloisk, Volga-Kama, Timan Plateau, Russian Great Caucasus, Ural (Fig. 1).

## 1. The Valdai-Kuloisk speleological region. The northern part of the Russian Plain

Located in the northwestern part of European Russia, between Moscow and St. Petersburg, this region is characterized by a very large, but fragmented limestone and gypsum karst strip, 50–100 km broad, 1000 km from south to north near the Baltic Sea.

These northern karsts of European Russia are subjected to hard climate below the arctic anticyclone, with oceanic traits. The rugged karst landscape is mostly overgrown with taiga forest of birch and spruce.

The northwestern Russian area includes some of the largest gypsum karst regions in Europe. The gypsum-anhydrite sequence, often intercalated with limestones and dolomites, is usually 40–60 m thick and lies at shallow depths. Near 40% of the caves are active, partly phreatic, air and water temperature often being near 0 °C.

More than 360 gypsum caves are known, their total length is over 100 km. The longest caves occur in gypsum karst and include the Kulogorskaya-1-2-Troya (14 km), Konstitutionnaya (5.8 km) and Olimpiyskaya (5.5 km) caves (Malkov, Guralov, 1999; Klimchouk, 2003b).

They include **Pinega gypsum caves** in a Permian gypsum outcrop west of the Urals, around the small town of Pinega, east of Arkhangel'sk, just outside the Arctic zone of permafrost, in the main bed of evaporites (gypsum and anhydrite). The ground never freezes to depths of more than a few meters, and the cave streams continue flowing throughout the winter. Over 50 km of passages have been mapped in the group of Pinega caves, among them 22 caves are longer than 1 km each. Three of the most important caves are the Olimpiyskaya, Lomonosovskaya and Muzeynaya (= Muzeyskaya) caves, in the Iron Gates Sanctuary and the Pinega (=Pinezhskiy) Nature Reserve (Fig. 2) (Waltham, 1994, 2003; Waltham, Cooper, 1998).

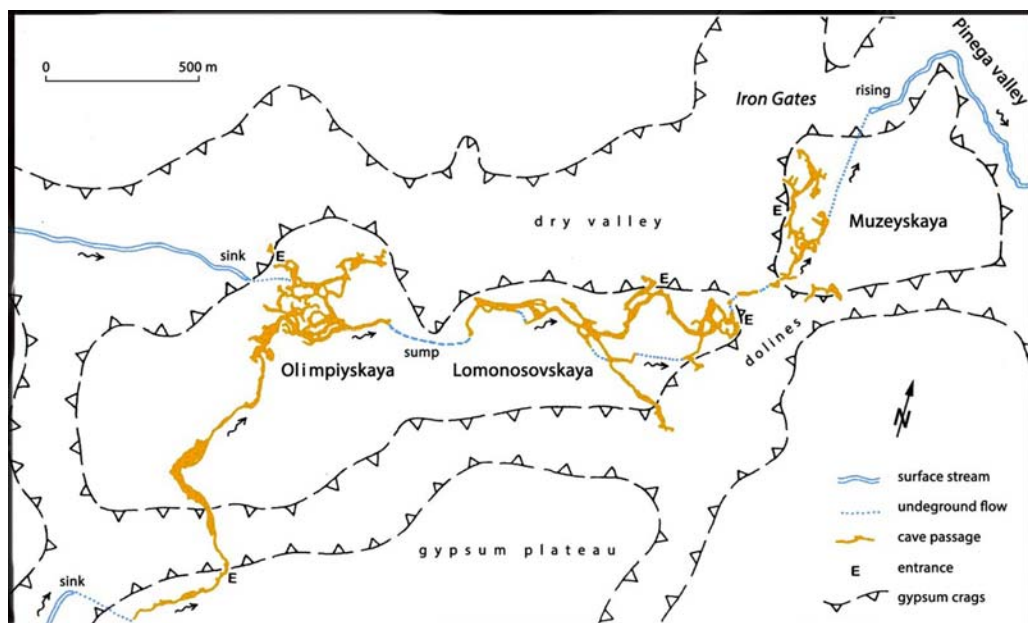


Fig. 2. Pinega Gypsum caves. Maps of three caves located at the Iron Gates (near the Pinezhskiy Nature Reserve). After surveys by "Arkhangel'sk Geologiya" and Waltham (2003); coloured by B. Juberthie.

Рис. 2. Пинежские гипсовые пещеры. Карта трех пещер, расположенных у Железных Ворот (рядом с Пинежским заповедником). По обследованиям «Архангельской геологии» и Waltham (2003); раскрасил В. Жубертье.

Many caves are truncated in the valley walls. A large proportion of caves have dendritic passages that carry or carried subterranean streams.

The Simfoniya (3.2 km long) and Golubinskaya (1.6 km long) caves are both maze caves without stream, located at higher levels in the gypsum plateau. They are comparable in appearance to those in the gypsum of Ukraine.

Below some large entrances cave glaciers are created; the oldest ice has been dated to 3000 years ago (Andrejchuk, Klimchouk, 1996; Malkov *et al.*, 1986, 1988).

## 2. Volga-Kama (the Volgo-Kamsky region)

This region lies between the Volga and the Urals. Karst is developed in Permian limestones, dolomites and sulfates, and is in Carboniferous and Devonian carbonate rocks.

In the middle Volga and Kama basins, four relatively large zones of limestone and gypsum karst are recorded. They consist in gypsum beds, thickness 10–45 m, interstrated to limestone and dolomite of lower Permian age. There are springs, commonly discharging sulfate-rich water from deep-seated or semi-confined aquifers (Stupishin, 1965; Andrejchuk, Klimchouk, 1996).

The caves are not numerous, their length modest (as far as 100 m), and they still remain poorly-studied in a biospeological aspect (Klimchouk, 2003b).

## 3. The Timanskiy Mountain Ridge

Within the taiga, or the boreal forest belt, from the northern Urals to the Arctic Ocean, lies the **Timanskiy Mountain Ridge** which contains Devonian and lower Permian gypsum karsts intercalated in dolomites and limestones (Torsuev, 1975). Boreholes and mines have intercepted numerous cavities yielding sulfate-rich water.

## 4. The Urals (Fig. 3)

Karst, gypsum karst, and caves were explored, described and studied by Andrejchuk (1996), Andrejchuk and Klimchouk (1996),

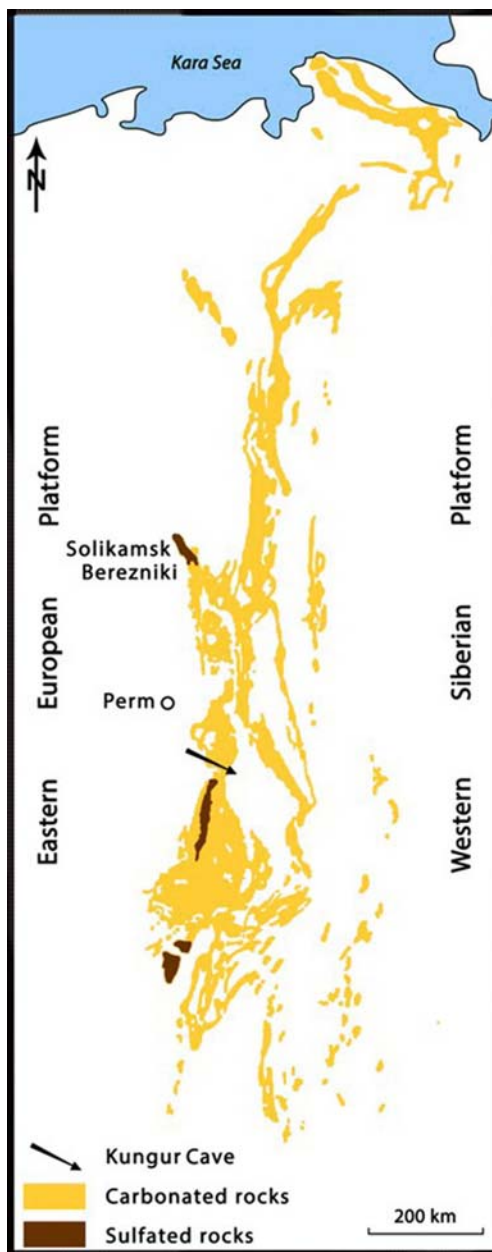


Fig. 3. Karsts of the Urals: carbonated and sulfated rocks.

After Salomon and Pulina (2005), modified by G. Nazareanu.

Рис. 3. Карсты Урала: карбонатные и сульфатные породы.

По Salomon and Pulina (2005), изменения G. Nazareanu.



Chikishev (1973), Dublyanskiy and Ilyukhin (1982), Gorbunova (1965, 1977, 1979), Gorbunova et al. (1992); Kiselyov and Klimchouk (1991), Maksimovitch (1963), Maksimovitch and Gorbunova (1958), Maksimovitch and Kostarev (1973) etc.

The Ural Mountain Ridge covers 2000 km from north to south and represents the traditional boundary between Europe and Asia. It is a Hercynian folded and eroded system largely covered by woodlands. Approximately 1,800 caves are recorded in gypsum and anhydrite rocks of Permian age, as well as in Devonian and Carboniferous limestones and dolomites.

The largest caves are located in the middle and southern Urals: the Sumgan-Kutuk (9.9 km), Divya (9.1 km) and Kinderlinskaya (7.9 km) caves, as well as the Kungurskaya Cave (5.4 km) show in the Perm Region. The Shulgan-Tash Cave, 2.6 km of passages, is famous for its Palaeolithic paintings. The most important karst springs are located in the western Urals: the Goluboe Ozero springs and the Krasnyi Klyuch Spring.

In the northern Urals, near the Polar Circle (Paykhoy and arctic regions), karst was developed under and inside the permafrost (Klimchouk, 2003b).

*Gypsum karst in the Urals* is widespread, mainly present along the Urals' western periphery (Maksimovitch, Gorbunova, 1958; Gorbunova, 1965, 1977, 1979; Maksimovitch, Kostarev, 1973; Lysenin, 1981; Makukhin, Molodkin, 1988; Gorbunova et al., 1992; Andrejchuk, 1996).

These extend from the Arctic islands of Novaya Zemlya in the North as far as the hot deserts of the northern Caspian region in the South.

In the central Urals, several hundred publications concern gypsum karsts. About 200 caves have been explored in the gypsum: the largest are the Kungurskaya (= Kungur Ice Cave) (5.6 km) and the Zuyatskaya (1,410 m long) caves. Karstic springs are numerous.

Studies on cave fauna were mainly performed in caves of the western macro-slope of the central Urals.

## 5. The Russian Great Caucasus

The Great Caucasus, or Caucasus Major (Bolshoy Kavkaz), is the highest mountain ridge in European Russia, where many mountain peaks are 3,000–5,000 m in elevation (Mt Elbrus, volcanic peak, 6,642 m a.s.l.), spanning 1,250 km from the Black Sea to the Caspian Sea.

Only the northern macro-slope (Ciscaucasia, or Circassia) and the westernmost part of the Caucasus, from Novorossiysk as far as Sochi and the Psou River, neighbouring to Abkhazia, along the Black Sea coast, is Russian.

On the northern macro-slope, the karsts were developed in monoclinical and folded structures, mostly in Jurassic and lower Cretaceous limestones, dolomites, and gypsum. Alpine karst and deep caves are present in the northern slope and Russian western region. As of 2003, the Gorlo Barloga Cave was the deepest (–900 m), located in the Zagedan Massif in Devonian and Carboniferous metamorphosed limestones and schists. Among other caves, there are the Zagedanskaya (–570 m, 5,300 m long) and Alekseeva (–465 m, 4,410 long).

In the Dzhenitu Massif, the Mayskaya Cave is –500 deep and 4,410 m long.

In the alpine Fisht Massif at the western flank of the core zone and the westernmost summit of the Caucasus Major Range, explored from 1980 to 1996, deep caves in Upper Jurassic limestones are present: the Krestik-Turist (–633 m, 14 km long), Paryashchaya Ptitsa (–595 m, 4,500 m long) and Ol'ga (–520 m, 3,500 m long) caves; most springs are located at the range bottom 1,200 m a.s.l. (Reisner, Shelepin 1997; Klimchouk 2003a).

Numerous zones of gypsum karst are present along the northern macro-slope of the Great Caucasus. Many caves support subterranean streams. The longest are the Popova (1,670 m), Ammonal'naya (1,460 m) and Seteney (980 m) caves (Kazanbiev, 1975; Klimchouk et al., 1996; Makukhin, Molodkin, 1988; Ostapenko, 1993, 1994; Sukhovey, 1992).

On the northern macro-slope of the Caucasus Major, the most important biospeleological areas are located along the Black Sea in the Krasnodar Province (the Alek, Akhtsu, Voron-

tsovky, Dzykhra, Akhshtyr, Akhun and Fisht-Oshten-Lagonaki massifs of Jurassic dolomites). As of 2003, the longest and deepest caves are the Vorontsovskaya (10.6 km) and Rucheynaya-Shkol'naya-Zabludshikh (–601 m) (Gvozdetski, 1965a, 1965b).

Cave fauna is relatively well known.

#### IV. Subterranean biota

Birstein and Ljovuschkin (1950) divided Russia into two major biospeleological zones:

1. A northern zone covering most of the Russian territory: the Russian Plain and the northern Urals, both characterized by very poor subterranean faunas, with only a few stygobionts belonging to copepods, *Bathynella* syncarids and amphipods that correspond to old widespread groups.

2. A southern zone (Ciscaucasia and western Transcaucasia), characterized by numerous endemic stygo- and troglobionts.

About 100 exclusively subterranean taxa have been recorded from European Russia, more than 50% being aquatic. Most of them inhabit the Russian Great Caucasus.

Based on actual knowledge, there are three biospeleological zones: central Russia, the Urals and the Russian Great Caucasus.

##### IV. 1. Valdai-Kuloisk. The northern part of the Russian Plain

Mostly microorganisms are surveyed in gypsum caves of the Belomorsko-Kuloiskoe Plateau: the Golubinskaya, Pekhorovskiy Proval and G-1 caves, all by Semikolennykh (1997). These gypsum caves are embedded 3–15 m deep under the surface and are very wet, with high-level flood waters annually. The mean temperature is about 2–8 °C in summer and nearly 0 °C in winter.

The following species have been identified, none of which represents troglo- or stygobionts: Domain **Bacteria** Woese, Kandler et Wheelis, 1990

Division **Actinobacteria** Goodfellow, 2012

Order **Micromonosporales** Genilloud, 2015

Family **Micromonosporaceae** Krassilnikow, 1938 em. Zhi, Li et Stackebrandt, 2009

– *Micromonospora* sp., from mineral clay samples;

Order **Actinomycetales** Buchanan, 1917

Family **Streptomycetaceae** Waksman et Henrici, 1943

– *Streptomyces* sp., from mineral clay samples;

Unidentified sulfate-reducing bacteria were also discovered.

Domain **Eukaryota** (Chatton, 1925) Whittaker et Margulis, 1978

Kingdom **Fungi** Linnaeus, 1753 stat. nov. Necker, 1783 em. Cavalier-Smith, 1998

Division **Ascomycota** Berkeley, 1857 stat. nov. Cavalier-Smith, 1987

Class **Eurotiomycetes** O.E. Eriksson et Winka, 1997

Order **Eurotiales** G.W. Martin ex Benny et Kimbrough, (1980)

Family **Trichocomaceae** E. Fischer, (1897)  
– *Penicillium italicum* (Wehmer, 1894), on dead insects;

– *Penicillium viridicatum* Westling, 1911, with stable colonies on cave clay;

Class **Dothideomycetes** O.E. Eriksson et Winka, 1997

Order **Pleosporales** Luttrell ex M.E. Barr, (1987)

Family: **Incertae sedis**

– *Pyrenochaeta* sp.;

Division **Zygomycota** Barr, 1982

Order **Mucorales** Fries, 1832

Family **Mucoraceae** Dumortier, (1822)

– *Rhizopus* sp., on organic matter (flooded or penetrated through infiltration);

Kingdom **Viridiplantae** Cavalier-Smith, 1981

Division **Chlorophyta** Reichenbach, 1828, em. Pascher, 1914, em. Lewis et McCourt, 2004

Order **Chlorococcales** Pascher, 1915

Family **Chlorococcaceae** Blackman et Tansley, 1902

– *Chlorococcus* sp., forming green spots near the entrance, always situated in reflected light.

Kingdom **Protozoa** R. Owen, 1858

Subkingdom **Sarcomastigota** Cavalier-Smith, 1983

Group **Excavata** (Cavalier-Smith), 2002

Phylum **Amoebozoa** Lühe, 1913

Class **Tubulinea** Smirnov, Nassonova, Berney, Fahrni, Bolivar et Pawlowski, 2005

Order **Arcellinida** Kent, 1880

Family Centropyxidae Jung, 1942

– *Centropyxis aerophila* Deflandre, 1929.

Found in a cave at the bank of Pechora River within the Pechoro-Ilychskiy Nature Reserve (Troitsk-Pechorsky District, Komi Republic) (Mazei et al., 2012).

Family Phryganellidae Jung, 1942

– *Phryganella hemisphaerica* Penard, 1902.

Found in a cave at the bank of Pechora River within the Pechoro-Ilychskiy Nature Reserve (Troitsk-Pechorsky District, Komi Republic) (Mazei et al., 2012).

Kingdom **Animalia** Linnaeus, 1758

Phylum **Nematoda** Diesing, 1861

Nematoda indet. Unidentified nematodes have been recorded in the caves Olimpiyskaya and Muzeynaya, Pinezhskiy Nature Reserve, Arkhangelsk Region (Chertoprud et al., 2011).

Phylum **Annelida** Lamarck, 1809

Class **Oligochaeta** Grube, 1850

Order **Enchytraeida** Vejdovský, 1879

Family Enchytraeidae Vejdovský, 1879

Enchytraeidae indet. Unidentified enchytraeids have been recorded in the Olimpiyskaya Cave, Pinezhskiy Nature Reserve, Arkhangelsk Region (Chertoprud et al., 2011).

Phylum **Arthropoda** Siebold, 1848

Subphylum **Crustacea** Brünnich, 1772

Class **Copepoda** Milne-Edwards, 1840

Order **Cyclopoida** Burmeister, 1834

Family Cyclopidae Rafinesque, 1815

– *Megacyclops viridis* (Jurine, 1820). Recorded in waterbodies inside the Muzeynaya Cave, Pinezhskiy Nature Reserve, Arkhangelsk Region (Chertoprud et al., 2011).

Class **Malacostraca** Latreille, 1817

Order **Amphipoda** Latreille, 1816

Family Pallaseidae Tachteew, 2000

– *Pallasea* sp. Recorded in waterbodies inside the Kitezhd Cave, Pinezhskiy Nature

Reserve, Arkhangelsk Region (Sidorov et al., 2011; Chertoprud et al., 2011).

Class **Arachnida** Cuvier, 1812

Subclass **Acari** Leach, 1817

The fauna of free-living gamasid mites of the Pinezhskiy Nature Reserve is unusually diverse and rich (117 species) (Makarova, 2009), but its caves support only few presumed troglloxenes. Apparently, the caves are too cold to sustain a characteristic terrestrial fauna.

Superclass **Hexapoda** Blainville, 1816

Class **Collembola** Lubbock, 1870

The springtail fauna of the Pinezhskiy Nature Reserve is unusually diverse and rich (126 species) (Babenko, 2008), but its caves support only few presumed troglloxenes. Apparently, the caves are too cold to sustain a characteristic terrestrial fauna.

Class **Insecta** Linnaeus, 1758

Order **Ephemeroptera** Hyatt et Arms, 1891

Family Baetidae Leach, 1815

– *Baetis rhodani* (Pictet, 1843). Recorded in waterbodies inside the Olimpiyskaya Cave, Pinezhskiy Nature Reserve, Arkhangelsk Region (Chertoprud et al., 2011).

– *Centroptilum luteolum* Müller, 1776. Recorded in waterbodies inside the Olimpiyskaya and Muzeynaya caves, Pinezhskiy Nature Reserve, Arkhangelsk Region (Chertoprud et al., 2011).

Family Siphonuridae Ulmer, 1920

– *Siphonurus lacustris* Eaton, 1870. Recorded in waterbodies inside the Muzeynaya Cave, Pinezhskiy Nature Reserve, Arkhangelsk Region (Chertoprud et al., 2011).

Order **Plecoptera** Burmeister, 1839

Family Nemouridae Newman, 1853

– *Nemurella pictetii* (Klapálek, 1900). Recorded in waterbodies inside the Olimpiyskaya Cave, Pinezhskiy Nature Reserve, Arkhangelsk Region (Chertoprud et al., 2011).

– *Nemoura sahlbergi* Morton, 1896. Recorded in waterbodies inside the Olimpiyskaya Cave, Pinezhskiy Nature Reserve, Arkhangelsk Region (Chertoprud et al., 2011).

– *Nemoura* aff. *avicularis* Morton, 1894. Recorded in waterbodies inside the Muzeynaya Cave, Pinezhskiy Nature Reserve, Arkhangelsk Region (Chertoprud et al., 2011).  
 Family Perlodidae Klapálek, 1912  
 – *Diura nanseni* (Kempny, 1900). Recorded in waterbodies inside the Olimpiyskaya Cave, Pinezhskiy Nature Reserve, Arkhangelsk Region (Chertoprud et al., 2011).  
 Family Taeniopterygidae Klapálek, 1905  
 – *Taeniopteryx nebulosa* (Linnaeus, 1758). Recorded in waterbodies inside the Olimpiyskaya and Muzeynaya caves, Pinezhskiy Nature Reserve, Arkhangelsk Region (Chertoprud et al., 2011).

Order **Hemiptera** Linnaeus, 1758  
 Family Corixidae Leach, 1815  
 – *Sigara semistriata* (Fieber, 1848). Recorded in waterbodies inside the Olimpiyskaya Cave, Pinezhskiy Nature Reserve, Arkhangelsk Region (Chertoprud et al., 2011).  
 Order **Diptera** Linnaeus, 1758  
 Suborder **Nematocera** Schiner, 1862  
 Family Limoniidae Speiser, 1909  
 – *Eloeophila mundata* (Loew, 1871). Recorded in waterbodies inside the Olimpiyskaya Cave, Pinezhskiy Nature Reserve, Arkhangelsk Region (Chertoprud et al., 2011).

Table 1. List of \*stygiobionts, stygophile and troglophile species from the northern part of the Russian Plain.

Таблица 1. Список \*стигиобионтов, стигофилов и троглофилов из северной части Русской равнины.

A — Stygiobionts\*: stygophiles

BACTERIA

Micromonosporaceae

*Micromonospora* sp.

Streptomycetaceae

*Streptomyces* sp.

FUNGI

Trichocomaceae

*Penicillium italicum* (Wehmer, 1894);

*Penicillium viridicatum* Westling, 1911

Pleosporales

*Pyrenochaeta* sp.

Mucoraceae

*Rhizopus* sp.

VIRIDIPLANTAE

Chlorococcaceae

*Chlorococcus* sp.

PROTOZOA

Centropyxidae

*Centropyxis aerophila* Deflandre, 1929

Phryganellidae

*Phryganella hemisphaerica* Penard, 1902

NEMATODA

Nematoda indet.

OLIGOCHAETA

Enchytraeidae indet.

COPEPODA

Cyclopidae

*Megacyclops viridis* (Jurine, 1820)

Pallaseidae

*Pallasea* sp.

INSECTA

Ephemeroptera

Siphonuridae

*Siphonurus lacustris* Eaton, 1870

Baetidae

*Centroptilum luteolum* Müller, 1776;

*Baetis rhodani* (Pictet, 1843)

PLECOPTERA

Perlodidae

*Diura nanseni* (Kempny, 1900)

Taeniopterygidae

*Taeniopteryx nebulosa* (Linnaeus, 1758)

Nemouridae

*Nemurella pictetii* (Klapálek, 1900);

*Nemoura sahlbergi* Morton, 1896;

*Nemoura* aff. *avicularis* Morton, 1894

HETEROPTERA

Corixidae

*Sigara semistriata* (Fieber, 1848)

DIPTERA

Pediciidae

*Dicranota bimaculata* (Schummel, 1829)

Limoniidae

*Eloeophila mundata* (Loew, 1871)

Simuliidae

*Cnetha* sp.

Chironomidae

*Guttipelopia guttipennis* (Wulp, 1874)

CHIROPTERA

Vespertilionidae

*Myotis brandtii* (Eversmann, 1845)

*Eptesicus nilssonii* (Keyserling et Blasius, 1839)



- Family Pediciidae Osten-Sacken, 1860  
– *Dicranota bimaculata* (Schummel, 1829). Recorded in waterbodies inside the Olimpiyskaya Cave, Pinezhskiy Nature Reserve, Arkhangelsk Region (Chertoprud et al., 2011).
- Family Simuliidae Newman, 1834  
– *Cnetha* sp. Recorded in waterbodies inside the Olimpiyskaya Cave, Pinezhskiy Nature Reserve, Arkhangelsk Region (Chertoprud et al., 2011).
- Family Chironomidae Jacobs, 1900  
– *Guttipelopia guttipennis* (Wulp, 1874). Recorded in waterbodies inside the Muzeynaya Cave, Pinezhskiy Nature Reserve, Arkhangelsk Region (Chertoprud et al., 2011).
- Phylum **Chordata** Haeckel, 1874  
Subphylum **Vertebrata** J.-B. Lamarck, 1801  
Class **Mammalia** Linnaeus, 1758  
Order **Chiroptera** Blumenbach, 1779  
Family Vespertilionidae Gray, 1821  
– *Myotis brandtii* (Eversmann, 1845). Solitarily hibernating individuals of this species were reported from the Golubinskiy Proval Cave, Pinezhskiy Nature Reserve, where they were found twice in 1980 (Rykov, 2014).  
– *Eptesicus nilssonii* (Keyserling et Blasius, 1839). Hibernating Northern bats were reported from several karst caves of the Belomorsko-Kuloiskoe Plateau, with the maximum number of 16 bats observed in one visit to the Golubinskiy Proval Cave (Rykov, 2014).
- IV. 2. Central Russia  
The cave biota of central Russia is little-known and poorly studied. Below is only a preliminary evaluation.  
This karstic region lies too northerly to be subjected to either Mediterranean or Balkan, or Asiatic influence.
- Bacteria, Algae and Fungi were surveyed in the Poneretka Cave, Borovichskiy District, Novgorod Region, located in limestones of the Valdai Plateau, temperature 9 °C, by Semikolenykh (1997). The numbers of microorganisms are about 10<sup>7</sup> per sediment gram.
- Domain **Bacteria** Woese, Kandler et Wheelis, 1990  
Division **Actinobacteria** Goodfellow, 2012  
Order **Actinomycetales** Buchanan, 1917  
Family Mycobacteriaceae Chester, 1897  
– *Mycobacterium hyalinum* Söhngen, 1913;  
– *M. licheniforme* Krassilnikov, 1949;  
– *M. luteum* Söhngen, 1913;  
– *M. mucosum* Krassilnikov, 1941  
Family Propionibacteriaceae Delwiche, 1957  
– *Propionibacterium* sp.  
Family Streptomycetaceae Waksman et Henrici, 1943  
– *Streptomyces* sp.;  
– *Streptoverticillium* sp.;  
– *Streptosporangium* sp.  
Family Micrococccaceae Pribram, 1929  
– *Arthrobacter globiformis* Conn et Dimmick, 1947  
Class **Bacilli** Ludwig, Schleifer et Whitman, 2010  
Order **Bacillales** Prévot, 1953  
Family Bacillaceae Fischer, 1895  
– *Bacillus mycoides* Flüggé, 1886  
Division **Cyanobacteria** Stanier, 1973  
Order **Nostocales** Cavalier-Smith, 2002  
Family Nostocaceae C.A. Agardh, 1824 ex Kirchner, 1898  
– *Nostoc* sp.  
Division **Proteobacteria** Stackebrandt, Murray et Trüper, 1988, Garrity, Bell et Lilburn, 2005  
Class **Gammaproteobacteria** Garrity, Bell et Lilburn, 2005  
Order **Pseudomonadales** Orla-Jensen, 1921  
Family Pseudomonadaceae Winslow, Broadhurst, Buchanan, Krumwiede, Rogers et Smith, 1917  
– *Pseudomonas desmolyticum* Cray et Thornton, 1928  
Kingdom **Fungi** Linnaeus, 1753 stat. nov. Necker, 1783 em. Cavalier-Smith, 1998  
Division **Ascomycota** Berkeley, 1857 stat. nov. Cavalier-Smith, 1987  
Class **Eurotiomycetes** O.E. Eriksson et Winka, 1997  
Order **Onygenales** Ciferri ex Benny et Kimbrough, (1980)

- Family Gymnoascaceae Baranetsky, (1872)  
– *Pseudoarachnietus* sp.
- Kingdom **Viridiplantae** Cavalier-Smith, 1981  
Division **Chlorophyta** Reichenbach, 1828, em. Pascher, 1914, em. Lewis et McCourt, 2004  
Class **Trebouxiophyceae** Friedl, 1995  
Chlorellales sp. is the only species collected.
- Protists are extremely poorly known in caves of the central part of European Russia. Only two papers deal with this group in the region in question. One is by Semikolenykh (1997), dedicated to the study of Protista in the Poneretka Cave, Borovichskiy District, Novgorod Region. The other is by Mazei et al. (2012), which focuses on microfauna in artificial adits of the Zhiguli Hills, Stavropolskiy District, Samara Region.
- Kingdom **Chromista** Cavalier-Smith, 1981  
Phylum **Ciliophora** Doflein, 1901  
Class **Oligohymenophorea** de Puytorac et al., 1974  
Order **Pleuronematida** Fauré-Fremiet in Corliss, 1956  
Family Pleuronematidae Kent, 1881  
– *Balantiophorus elongatus* Schewiakoff, 1892. Recorded from the Poneretka Cave, Borovichskiy District, Novgorod Region (Semikolenykh, 1997).
- Kingdom **Protozoa** R. Owen, 1858  
Subkingdom **Sarcomastigota** Cavalier-Smith, 1983  
Group **Excavata** (Cavalier-Smith), 2002  
Phylum **Euglenozoa** Cavalier-Smith, 1981  
Class **Euglenophyceae** Schoenichen, 1925  
Order **Peranemida** Bütschli, 1884  
Family Bodonaceae Bütschli, 1884  
– *Bodo globosus* Stein, 1878. Recorded from the Poneretka Cave, Borovichskiy District, Novgorod Region (Semikolenykh, 1997).  
– *B. lens* (O.F. Müller) Klebs (1892). Recorded from the Poneretka Cave, Borovichskiy District, Novgorod Region (Semikolenykh, 1997).  
– *Bodo* sp. Recorded from the Poneretka Cave, Borovichskiy District, Novgorod Region (Semikolenykh, 1997).
- Phylum **Amoebozoa** Lühe, 1913  
Class **Tubulinea** Smirnov, Nassonova, Berney, Fahrni, Bolivar et Pawlowski, 2005  
Order **Arcellinida** Kent, 1880  
Family Arcellidae Ehrenberg, 1843  
– *Arcella arenaria compressa* Chardez, 1974. Recorded from artificial adits of the Zhiguli Hills, Stavropolskiy District, Samara Region (Mazei et al., 2012).  
Family Centropyxidae Jung, 1942  
– *Centropyxis aerophila* Deflandre, 1929. Recorded from artificial adits of the Zhiguli Hills, Stavropolskiy District, Samara Region (Mazei et al., 2012).  
– *C. aerophila sphagnicola* Deflandre, 1929. Recorded from artificial adits of the Zhiguli Hills, Stavropolskiy District, Samara Region (Mazei et al., 2012).  
– *C. plagiostoma* Thomas et Bonnet, 1955. Recorded from the Poneretka Cave, Borovichskiy District, Novgorod Region (Semikolenykh, 1997).  
Family Hyalospheniidae Schultze, 1877  
– *Hyalosphenia papilio* Leidy, 1879. Recorded from artificial adits of the Zhiguli Hills, Stavropolskiy District, Samara Region (Mazei et al., 2012).  
Family Nebelidae Taranek, 1882  
– *Nebela parvula* Cash, 1909. Recorded from artificial adits of the Zhiguli Hills, Stavropolskiy District, Samara Region (Mazei et al., 2012).  
– *N. tincta* Leidy, 1879. Recorded from artificial adits of the Zhiguli Hills, Stavropolskiy District, Samara Region (Mazei et al., 2012).  
Family Phryganellidae Jung, 1942  
– *Phryganella acropodia* (Hertwig et Lesser, 1874). Recorded from artificial adits of the Zhiguli Hills, Stavropolskiy District, Samara Region (Mazei et al., 2012).  
– *P. hemisphaerica* Penard, 1902. Recorded from artificial adits of the Zhiguli Hills, Stavropolskiy District, Samara Region (Mazei et al., 2012).
- Phylum **Amoebozoa** Lühe, 1913 em. Cavalier-Smith, 1998  
Class **Archamoebae** Cavalier-Smith, 1998  
Family Mastigamoebidae Goldschmidt, 1907  
– *Mastigamoeba* sp. Recorded from the Poneretka Cave, Borovichskiy District, Novgorod Region (Semikolenykh, 1997).

Class **Tubulinea** Smirnov, Nassonova, Berney, Fahrni, Bolivar et Pawlowski, 2005

Order **Tubulinida** Smirnov, Nassonova, Berney, Fahrni, Bolivar et Pawlowski, 2005

Family Hartmannellidae Volkonsky, 1931

– *Hartmannella* sp. Recorded from the Poneretka Cave, Borovichskiy District, Novgorod Region (Semikolennykh, 1997).

Kingdom **Rhizaria** Cavalier-Smith, 2002

Phylum **Cercozoa** Cavalier-Smith, 1998

Class **Imbricatea** Cavalier-Smith, 2003

Order **Euglyphida** Copeland, 1956

Family Euglyphidae Wallich, 1864

– *Assulina seminulum* (Ehrenberg, 1848). Recorded from artificial adits of the Zhiguli Hills, Stavropolskiy District, Samara Region (Mazei et al., 2012).

– *Euglypha rotunda* Wailes, 1915. Recorded from artificial adits of the Zhiguli Hills, Stavropolskiy District, Samara Region (Mazei et al., 2012).

Family Trinematidae Hoogenraad et de Groot, 1940

– *Trinema complanatum* Penard, 1890. Recorded from artificial adits of the Zhiguli Hills, Stavropolskiy District, Samara Region (Mazei et al., 2012).

– *T. enchelys* (Ehrenberg, 1838). Recorded from artificial adits of the Zhiguli Hills, Stavropolskiy District, Samara Region (Mazei et al., 2012).

Kingdom **Animalia** Linnaeus, 1758

Phylum **Rotifera** Cuvier, 1817

Phylum **Annelida** Lamarck, 1809

Class **Oligochaeta** Grube, 1850

Order **Crassiclitellata** Jamieson, 1988

Family Lumbricidae Claus, 1876

– *Eisenia foetida* (Savigny, 1826), first recorded by Michaelsen in 1926 (Malevich, 1947) from moist clay in the deep part of a cave on the right bank of Volga River, downstream the mouth of Kama River. It was found again by Birstein in several caves of the Russian Caucasus and in Abkhazia. The species is troglone in Western Europe and abundant in farmyard manure. It is perhaps troglophilic in Russian and Georgian caves with bat guano.

– *Eiseniella tetraedra* (Savigny, 1826). Recorded from wells in the city of Saratov (Behning, 1928).

Order **Enchytraeida** Vejdovský, 1879

Family Enchytraeidae Vejdovský, 1879

– *Henlea ventriculosa* (d'Udekem, 1854). Recorded from wells in the city of Saratov (Behning, 1928).

– *Enchytraeus albidus* Henle, 1837. Recorded from wells in the city of Saratov (Behning, 1928).

– *Fridericia bulbosa* (Rosa, 1887). Recorded from wells in the city of Saratov (Behning, 1928).

Order **Tubificida** Brinkhurst, 1982

Family Naididae Ehrenberg, 1828

– *Nais communis* Piguët, 1906. Repeatedly recorded from numerous wells in European Russia, including those in the city of Saratov (Behning, 1928).

– *N. pseudobtusa* Piguët, 1906. Recorded from wells in the city of Saratov (Behning, 1928).

Family Tubificidae Vejdovský, 1884

– *Potamothrix hammoniensis* (Michaelsen, 1901). Recorded from wells in the city of Saratov (Behning, 1928).

Phylum **Nematoda** Diesing, 1861

Nematodes have almost never been studied in caves of the central part of European Russia. The only relevant paper is that by Behning (1928) which puts on record 11 species of the group found in wells in the city of Saratov. This city is located on the Volga Upland within the Saratov Region:

Class **Enoplea** Inglis, 1983

Order **Monhysterida** Filipjev, 1929

Family Dorylaimidae De Man, 1876

– *Eudorylaimus carteri* (Bastian, 1865);

– *E. carteri rotundatus* (Micoletzky, 1922);

– *E. monohystera* (De Man, 1880);

– *E. obtusicaudatus* (Bastian, 1865);

– *Laimydorus pseudostagnalis* (Micoletzky, 1927).

Family Monhysteridae De Man, 1876

– *Monhystera paludicola* De Man, 1881.

Order **Mononchida** Jairajpuri, 1969

Family Mononchidae Chitwood et Chitwood, 1937

– *Mononchus macrostoma* Bastian, 1865;

– *M. papillatus* Bastian, 1865.

- Order **Triplonchida** Cobb, 1920  
 Family Tobrilidae Filipjev, 1918  
 – *Tobrilus allophysoides* (Micoletzky, 1925).
- Class **Chromadorea** Inglis, 1932  
 Family Rhabditidae Örley, 1880  
 – *Rhabditis curvicaudata* (Schneider, 1866).
- Class **Secernentea** Lorenzen, 1981  
 Order **Tylenchida** Thorne, 1949  
 Family Cephalobidae Filipjev, 1934  
 – *Cephalobus rigidus* Schneider, 1866.
- Phylum **Arthropoda** Siebold, 1848  
 Subphylum **Crustacea** Brünnich, 1772  
 Class **Copepoda** Milne-Edwards, 1840  
 Order **Cyclopoida** Burmeister, 1834  
 – *Diacyclops bicuspidatus* (Claus, 1857). Stygoxene, recorded from the Bornukovskaya Cave in the Nizhniy Novgorod Region (Birstein, Ljovuschkin, 1966).  
 – *Acanthocyclops vernalis* (Fischer, 1853). Stygophile, recorded from the Bornukovskaya Cave in the Nizhniy Novgorod Region (Birstein, Ljovuschkin, 1966).
- Order **Harpacticoida** G.O. Sars, 1903  
 Family Canthocamptidae Brady, 1880  
 – *Canthocamptus staphylinus* (Jurine, 1820). Stygoxene, recorded from wells near the city of Saratov (Behning, 1928).  
 Family Parastenocarididae Chappuis, 1940  
 – *Parastenocaris fonticola* Borutzky, 1926, described from a well at Kosino near Moscow City (Borutzky, 1926), currently known to be a widespread species (Borutzky, 1926).
- Class **Ostracoda** Latreille, 1802  
 Order **Podocopida** G.O. Sars, 1866  
 Family Cyprididae Baird, 1845  
 – *Potamocypris wolffi* Brech, 1920. Crenobiont, found in underground streams near the city of Voronezh below Tertiary sandstone plates (Bronstein, 1947).
- Class **Malacostraca** Latreille, 1817  
 Superorder **Syncarida** Packard, 1885  
 Order **Bathynellacea** Chappuis, 1915  
 Family Bathynellidae Grobbon, 1904  
 – *Bathynella* sp. Formerly referred to as *Bathynella chappuisi* Delachaux, 1919, from a well 65 km W of Kalach-on-Don, Volgograd (Schäfer, 1951). The species identity requires confirmation (Birstein, Ljovuschkin, 1967b).
- Order **Amphipoda** Latreille, 1816  
 Family Crangonyctidae Bousfield, 1973  
 – *Synurella ambulans* (F. Müller, 1847) (= *S. meschtscherica* Borutzky, 1929). Stygophile, widespread across European Russia. Recorded from springs in the Ryazan (Borutzky, 1927), Moscow (Chertoprud, 2006), Vladimir, Kaluga, Pskov and Bryansk regions (Sidorov, Palatov, 2012).  
 – *Synurella derzhavini* Behning, 1928. Stygobiont, eyes and integument unpigmented. Described from wells near the city of Saratov (Behning, 1928).  
 – *Synurella donensis* (Martynov, 1919). Stygobiont, described from springs in the Kiziterinka River valley, now within the city of Rostov-on-Don (Martynov, 1919).
- Class **Arachnida** Cuvier, 1812  
 Order **Aranei** Clerck, 1758  
 Family Nesticidae Simon, 1894  
 – *Nesticus cellulanus* (Clerck, 1758). Troglophile, found in caves at Kamennoe, Nizhniy Novgorod Region (Kapralov, Chernorudskiy, 2009).  
 Family Tetragnathidae Menge, 1866  
 – *Metellina merianae* (Scopoli, 1763). Troglophile, widespread in Europe at cave entrances, found in caves at Kamennoe, Nizhniy Novgorod Region (Kapralov, Chernorudskiy, 2009).
- Superclass **Hexapoda** Blainville, 1816  
 Class **Insecta** Linnaeus, 1758  
 Order **Coleoptera** Linnaeus, 1758  
 Family Cryptophagidae Kirby, 1937  
 – *Cryptophagus setulosus* Sturm, 1845. Troglophile, recorded from caves in the Novgorod Region (Kapralov, 2015).  
 – *C. schmidti* Sturm, 1845. Troglophile, recorded from caves of the Novgorod Region (Kapralov, 2015).  
 – *Henoticus serratus* (Gyllenhal, 1808). Troglophile, recorded from the Baskunchakskaya Cave, Akhtubinskiy District, Astrakhan Region (Kapralov, 2015).  
 Family Leiodidae Fleming, 1821  
 – *Catops morio* (Fabricius, 1792). Troglophile, recorded from caves in the Novgorod Region (Kapralov, 2015).



– *Choleva glauca* (Britten, 1918). Subtroglophile, recorded from caves in the Novgorod Region (Kapralov, 2015).

– *Ch. lederiana* Reitter, 1902. Subtroglophile, a mass species both in natural and artificial caverns in the Novgorod Region, also reported from quarries in the Tver and Ryazan regions (Kapralov, 2015).

– *Cholevinus pallidus* (Ménétriés, 1832). Subtroglophile, recorded in a cave near Lake Baskunchak, Akhtubinskiy District, Astrakhan Region (Perkovsky, 1991).

Order **Lepidoptera** Linnaeus, 1758

Family Noctuidae Latreille, 1809

– *Scoliopteryx libatrix* (Linnaeus, 1758). Troglophile, recorded in European Russia from numerous caves in the Novgorod and Astrakhan regions (Kapralov, Chernorudskiy, 2009; Mukhanov, Kapralov, 2010; Kapralov, 2015).

Order **Diptera** Linnaeus, 1758

Suborder **Nematocera** Schiner, 1862

Family Trichoceridae Rondani, 1841

– *Trichocera maculipennis* Meigen, 1818. Troglophile, common in caves of European Russia in the Novgorod and Astrakhan regions, as well as the Perm Province (Kapralov, Chernorudskiy, 2009; Pan'kov et al., 2009b; Kapralov, 2015).

– *Trichocera regelationis* (Linnaeus, 1758). Troglophile, common in caves of European Russia in the Novgorod and Astrakhan regions (Kapralov, Chernorudskiy, 2009; Kapralov, 2015).

Suborder **Brachycera** Zetterstedt, 1842

Family Phoridae Gray, 1840

Phoridae gen. spp. Likely troglophiles, larvae found in numerous caves of European Russia, but identified closer to neither genera nor species (Kapralov, 2015).

Phylum **Chordata** Haeckel, 1874

Subphylum **Vertebrata** J.-B. Lamarck, 1801

Class **Mammalia** Linnaeus, 1758

Order **Chiroptera** Blumenbach, 1779

Family Vespertilionidae Gray, 1821

Strictly speaking, only a few records of bats have been made in natural undergrounds due to scarcely available karst caves. Hence, the ma-

jority of findings refer to mines, cellars, rock-cut cells and cave monasteries. In many cases naturally presented cavities and crevices were deepened and transformed into artificial underground chambers; therefore, it is virtually impossible to estimate the past importance of these roosts to bats. Whereas no bats reproduce in central Russia, underground chambers, regardless of their origin, represent the only kind of winter shelter suitable for the hibernation of seven resident species. Aside from many dozens of other records from various underground roosts, all seven of these species were recorded from the natural caves of the Ichalkovskiy Nature Reserve, Novgorod Region, where they have been either netted at entrances during swarming or observed hibernating (Bakka, Bakka, 1999):

– *Myotis dasycneme* (Boie, 1825);

– *Myotis daubentonii* (Kuhl, 1817);

– *Myotis nattereri* (Kuhl, 1817);

– *Myotis brandtii* (Eversmann, 1845);

– *Myotis mystacinus* (Kuhl, 1817);

– *Plecotus auritus* (Linnaeus, 1758);

– *Eptesicus nilssonii* (Keyserling et Blasius, 1839).

**Conclusion.** The terrestrial and aquatic cave biota in central Russia is scarce because the Quaternary glaciations must have destroyed all old cave species. Apparently, the only way for survival was in subterranean phreatic and hyporheic habitats (Table 2) (Kniss, Smirnov, 1990; Kniss, 2001, 2004).

#### IV. 3. Ural

In the Urals, caves are relatively well studied compared to northern Russia's caverns. Microarthropod cave fauna is diversified. The subterranean fauna consists of numerous troglophilic species, as well as several troglobionts and stygobionts. Troglobionts are known only amongst Collembola.

Studies on microorganisms in the sediment of the Ledyanaya and Kungurskaya ice caves in the central Urals show them to range from 44,000 to 500,000 ex. per gram from winter to spring (Volodin, Pshenichnikov, 1949).

Table 2. List of \*stygiobionts, stygophile and troglophile species from central Russia.  
Таблица 2. Список \*стигиобионтов, стигофильных и троглофильных видов из Центральной России.

A — Stygiobionts \*: stygophiles

BACTERIA	Arcellidae
Mycobacteriaceae	<i>Arcella arenaria compressa</i> Chardez, 1974
<i>Mycobacterium hyalinum</i> Söhngen, 1913	Centropyxidae
<i>Mycobacterium licheniforme</i> Krassilnikow, 1949	<i>Centropyxis aerophila</i> Deflandre, 1929
<i>Mycobacterium luteum</i> Söhngen, 1913	<i>Centropyxis aerophila sphagnicola</i> Deflandre, 1929
<i>Mycobacterium mucosum</i> Krassilnikow, 1941	<i>Centropyxis plagiosstoma</i> Thomas et Bonnet, 1955
Propionibacteriaceae	Hyalospheniidae
<i>Propionibacterium</i> sp.	<i>Hyalosphenia papilio</i> Leidy, 1879
Streptomycetaceae	Nebelidae
<i>Streptomyces</i> sp.	<i>Nebela parvula</i> Cash, 1909
<i>Streptoverticillium</i> sp.	<i>Nebela tincta</i> Leidy, 1879
Streptosporangiaceae	Phryganellidae
<i>Streptosporangium</i> sp.	<i>Phryganella acropodia</i> (Hertwig et Lesser, 1874)
Micrococcaceae	<i>Phryganella hemisphaerica</i> Penard, 1902
<i>Arthrobacter globiformis</i> Conn et Dimmick, 1947	Mastigamoebidae
Bacillaceae	<i>Mastigamoeba</i> sp.
<i>Bacillus mycoides</i> Flügge, 1886	Hartmannellidae
Nostocaceae	<i>Hartmannella</i> sp.
<i>Nostoc</i> sp.	Oligochaeta
Pseudomonadaceae	Enchytraeidae
<i>Pseudomonas desmolyticum</i> Cray et Thornton, 1928	<i>Henlea ventriculosa</i> (d'Udekem, 1854)
FUNGI	<i>Enchytraeus albidus</i> Henle, 1837
Gymnoascaceae	<i>Fridericia bulbosa</i> (Rosa, 1887)
<i>Pseudoarachniotus</i> sp.	Haplotaxida: Naididae
VIRIDIPLANTAE	<i>Nais communis</i> Piguet, 1906
Chlorophyta: Trebouxiophyceae	<i>Nais pseudobtusa</i> Piguet, 1906
<i>Chlorellales</i> sp.	Haplotaxida: Tubificidae
CILIOPHORA	<i>Potamothrix hammoniensis</i> (Michaelsen, 1901)
Pleuronematidae	COPEPODA
<i>Balantiophorus elongatus</i> Schewiakoff, 1892	Cyclopoida: Cyclopidae
EUGLENOZOA	<i>Acanthocyclops vernalis</i> Fischer, 1853
Bodonaceae	Harpacticoida: Parastenocarididae
<i>Bodo globosus</i> Stein, 1878	* <i>Parastenocaris fonticola</i> Borutzky, 1926
<i>Bodo lens</i> (O.F. Müller) Klebs, (1892)	OSTRACODA
<i>Bodo</i> sp.	Podocopida: Cyprididae
RHIZARIA	<i>Potamocypris wolffi</i> Brech, 1920
Euglyphidae	Syncarida
<i>Assulina seminulum</i> (Ehrenberg, 1848)	Bathynellacea: Bathynellidae
<i>Euglypha rotunda</i> Wailes, 1915	* <i>Bathynella</i> sp.
Trinematidae	Amphipoda
<i>Trinema complanatum</i> Penard, 1890	Crangonyctidae
<i>Trinema enchelys</i> (Ehrenberg, 1838)	* <i>Synurella derzhavini</i> Behning, 1925
AMOEOZOA	* <i>Synurella donensis</i> (Martynov, 1919)
	<i>Synurella ambulans</i> (F. Müller, 1846)
B — Troglobionts*: troglophiles	
Oligochaeta	Nesticidae
Lumbricidae	<i>Nesticus cellulanus</i> (Clerck, 1758)
<i>Eisenia foetida</i> Savigny, 1826	COLEOPTERA
<i>Eiseniella tetraedra</i> (Savigny, 1826)	Cryptophagidae
Aranei	<i>Cryptophagus setulosus</i> Sturm, 1845
Tetragnatidae	<i>Cryptophagus schmidti</i> Sturm, 1845
<i>Metellina merianae</i> (Scopoli, 1763)	<i>Henoticus serratus</i> (Gyllenhal, 1808)

## Leiodidae

*Catops morio* (Fabricius, 1792)

*Choleva glauca* (Britten, 1918)

*Choleva lederiana* Reitter, 1902

*Cholevinus pallidus* (Ménétriés, 1832)

## LEPIDOPTERA

## Noctuidae

*Scoliopteryx libatrix* (Linnaeus, 1758)

## DIPTERA

## Trichoceridae

*Trichocera maculipennis* Meigen, 1818

*Trichocera regelationis* (Linnaeus, 1758)

## Phoridae

Phoridae gen. spp.

## CHIROPTERA

## Vespertilionidae

*Myotis dasycneme* (Boie, 1825)

*Myotis daubentonii* (Kuhl, 1817)

*Myotis nattereri* (Kuhl, 1817)

*Myotis brandtii* (Eversmann, 1845)

*Myotis mystacinus* (Kuhl, 1817)

*Plecotus auritus* (Linnaeus, 1758)

*Eptesicus nilssonii* (Keyserling et Blasius, 1839)

Phylum **Annelida** Lamarck, 1809

Class **Oligochaeta** Grube, 1850

Order **Crassicitellata** Jamieson, 1988

Family Lumbricidae Claus, 1876

– *Dendrobaena octaedra* (Savigny, 1826).

Troglophile, recorded from the Shulgan-Tash Cave, Burzianskiy District, Bashkortostan (= Republic of Bashkiria) (Kniss, 1984b, 2001).

– *Dendrodrius rubidus* (Savigny, 1826).

Troglophile, recorded from caves of Bashkortostan (Kniss, 2001).

– *Eiseniella tetraedra* (Savigny, 1826).

Likely troglophile, recorded from the Shulgan-Tash Cave, Burzianskiy District, Bashkortostan (Kniss, 1984b, 2001).

Phylum **Arthropoda** Siebold, 1848

Subphylum **Crustacea** Brünnich, 1772

Class **Malacostraca** Latreille, 1817

Order **Amphipoda** Latreille, 1816

Family Crangonyctidae Bousfield, 1973

– *Crangonyx chlebnikovi chlebnikovi*

Borutzky, 1928 (= *Crangonyx chlebnikovi*

*maximovitshi* Pankov et Pankova, 2004).

Stygobiont, found in several caves in the Perm Province of the Urals (Pan'kov, 2008b; Pan'kov, Pan'kova, 2004; Pan'kov, Starova, 2009a, 2009c; Pan'kov et al., 2005, 2010, 2011; Sidorov et al., 2010, 2012).

Class **Arachnida** Cuvier, 1812

Order **Aranei** Clerck, 1758

Family Linyphiidae Blackwall, 1859

– *Improphantes improbulus* (Simon, 1929).

Troglophile, recorded from the Kurmanaevskaya and Grot Tashastinskiy caves, both in Bashkortostan (Esyunin, Efimik, 1999).

– *Megalephyphantes pseudocollinus* Saaristo, 1997. Troglophile, recorded from the Kungurskaya Cave in the Perm Province (Pan'kov, 2008a; Pan'kov et al., 2009b).

– *Neriene montana* (Clerck, 1758). Troglophile, recorded from the Kungurskaya Cave in the Perm Province (Pan'kov, 2008a; Pan'kov et al., 2009b).

– *Neriene radiata* (Walckenaer, 1841). Troglophile, recorded from the Chudesnitsa Cave in the Perm Province (Pan'kov, 2008a; Pan'kov et al., 2009b).

Family Nesticidae Simon, 1894

– *Nesticus cellulanus* (Clerck, 1758). Troglophile, recorded from the Shulgan-Tash (= Kapovaya) Cave in Bashkortostan (Abdullin et al., 2012), as well as in the Obvalnaya and Letuchikh Myshey caves in the Perm Province (Pan'kov et al., 2009).

Subclass **Acari** Leach, 1817

Superorder **Acariformes** Zakhvatkin, 1952

Order **Prostigmata** Kramer, 1877

Suborder **Anystina** Van der Hammen, 1972

Family Rhagidiidae Oudemans, 1922

– *Rhagidia breviseta* Zacharda, 1995. Apparently troglobiont, recorded from the Shulgan-Tash (= Kapovaya) Cave in Bashkortostan (Kapralov, 2015).

– *Rhagidia* sp. Apparently troglobiont, recorded from several caves in Bashkortostan, southern Urals, Russia (Kniss, 1984b, 2001).

– *Foveacheles* sp. Troglobiont, recorded from the Shulgan-Tash (= Kapovaya) Cave in Bashkortostan (Abdullin et al., 2012; Kapralov, 2015).

Suborder **Eleutherengona** Oudemans, 1909

Family Pygmephoridae Cross, 1965

– *Pygmephorus* sp. Troglophile, recorded from several caves in Bashkortostan, southern Urals (Kniss, 1984b, 2001).

Order **Sarcoptiformes** Reuter, 1909

Suborder **Oribatida** Van der Hammen, 1968

Family Aleurodamaeidae Paschoal et Johnston, 1984

– *Epidamaeus* sp. Troglophile, recorded from several caves in Bashkortostan, southern Urals (Kniss, 1984b, 2001).

Family Mochlozetidae Grandjean, 1960

– *Sphaerobates* sp. Troglophile, recorded from several caves in Bashkortostan, southern Urals (Kniss, 1984b, 2001).

Superclass **Hexapoda** Blainville, 1816

Class **Collembola** Lubbock, 1870

As many as 34 troglophile and 4 troglobiont species of springtails are known from Ural caves (Table 3).

Order **Poduomorpha** Börner, 1913, sensu D'Haese, 2002

Superfamily **Neanuroidea** Massoud, 1967, sensu D'Haese, 2002

Family Neanuridae Börner, 1906

– *Philotella olgae* Kniss et Thibaud, 1995. Likely troglobiont, described and only known from caves in Bashkortostan (Kniss, Thibaud, 1995; Kniss, 2001, 2006).

Superfamily **Hypogastruroidea** Salmon, 1964, sensu Deharveng, 2004

Family Hypogastruridae Börner, 1906

– *Schaefferia bashkirica* Kniss, 1985. Troglobiont, described from the Klyka and Kiekbayevskaya caves, both on the right bank of Belaya River, as well as from the Kanskaya-2 Cave on the left bank of Kana River, all in Bashkortostan (Kniss, 1985, 2001; Babenko et al., 1994).

– *Ceratophysella kapoviensis* (Babenko, 1994). Troglobiont with faint traces of troglomorphism. Described from the Shulgan-Tash (= Kapovaya) Cave in Bashkortostan (Babenko et al., 1994; Kniss, 2001).

Order **Entomobryomorpha** Börner, 1916, sensu Soto-Adames et al., 2008

Superfamily **Isotomoidea** Szeptycki, 1979, sensu Soto-Adames et al., 2008

Family Isotomidae Schäffer, 1896

– *Heteroisotoma stebajevae* (Rusek, 1991).

Troglophile, recorded from the Planovaya-3 Cave in the Burzianskiy District of Bashkortostan, as well as from the entrance to the Druzhba Cave near Serga River, Sverdlovsk Region (Jie et al., 2011).

– *Sericeotoma knissi* Potapov, 1991. Troglobiont, described from the Yakshingulovskaya-1 Cave on the right bank of Belaya River in Bashkortostan (Potapov, 1991).

Superfamily **Tomoceroidea** Szeptycki, 1979

Family Tomoceridae Schäffer, 1896

– *Plutomurus bashkiricus* (Skorikow, 1899), troglobiont, endemic to many caves in Bashkortostan (Turbanov et al., 2016b), populations studied by Kniss (1984a).

– *Tomocerus asiaticus* Martynova, 1969 and four other troglophile *Tomocerus* spp. are recorded from the Urals.

All these species are recent cave-dwellers which must have survived in caves during the glacial Pleistocene period (Kniss, Thibaud, 1999; Kniss, 1984a, 1984b, 1985, 2004).

Class **Insecta** Linnaeus, 1758

Order **Psocoptera** Shiple, 1904

Family Psyllipsocidae Lienhard et Smithers, 2002

– *Psyllipsocus* sp. Troglophile, recorded from caves of Bashkortostan, southern Urals (Kniss, 2001).

Order **Coleoptera** Linnaeus, 1758

Family Carabidae Latreille, 1802

– *Bembidion obscurellum turanicum* Csiki, 1928. Troglophile, recorded from caves of Bashkortostan, southern Urals (Kniss, 2001).

– *Bembidion quadrimaculatum* (Linnaeus, 1761). Mistakenly referred to as a troglophile, recorded from the Zapovednaya Cave, Beloretskiy District, Bashkortostan (Kniss, 2001), but actually, just like the previous subspecies, a troglaxene.

Family Cryptophagidae Kirby, 1937

– *Micrambe nigricollis* Reitter, 1876. Troglophile, recorded from the Shulgan-Tash Cave, Burzianskiy District, Bashkortostan (Kapralov, 2015).



Table 3. List of \*stygiobionts, stygophiles and \*trogllobionts, troglaphiles from the Urals.  
Таблица 3. Список \*стигиобионтов, стигофилов и \*троглобионтов, троглофилов с Урала.

A — Stygiobionts \*: stygophiles

AMPHIPODA

Crangonyctidae

\**Crangonyx chlebnikovi chlebnikovi* Borutzky, 1928

B — Trogllobionts \*: troglaphiles

Oligochaeta

Lumbricidae

*Eiseniella tetraedra* (Savigny, 1826)

*Dendrobaena octaedra* (Savigny, 1826)

*Dendrodriulus rubidus* (Savigny, 1826)

ARANEI

Linyphiidae

*Impropantes improbulus* (Simon, 1929)

*Megalephyphantes pseudocollinus* Saaristo, 1997

*Neriene montana* (Clerck, 1758)

Nesticidae

*Nesticus cellulanus* (Clerck, 1758)

ACARI

Prostigmata: Eupodina: Rhagidiidae

\**Rhagidia breviseta* Zacharda, 1995

*Rhagidia* sp.

\**Foveacheles* sp.

Sarcoptiformes: Oribatida: Damaeidae

*Epidamaeus* sp.

Sarcoptiformes: Oribatida: Mochlozetidae

*Sphaerobates* sp.

ACARI PARASITI

Parasitidae

*Parasitus oudemansi* Berlese, 1903

*Parasitus remberti* (Oudemans, 1912)

Rhodacaridae

*Cyrtolaelaps mucronatus* Canestrini, 1881

CHILOPODA

*Monotarsobius curtipes* C.L. Koch, 1847

COLLEMBOLA

Dicyrtomidae

*Dicyrtoma fusca* (Lubbock, 1873)

Hypogastruridae

\**Ceratophysella armata* (Nicolet, 1842)

*Ceratophysella bengtssoni* (Agren, 1904)

*Ceratophysella denticulata* (Bagnall, 1941)

*Ceratophysella kapoviensis* (Babenko, 1994)

*Ceratophysella sigillata* (Uzel, 1890)

*Ceratophysella succinea* (Gisin, 1949)

*Hypogastrura sahlbergi* (Reuter, 1895)

*Hypogastrura sensilis* (Folsom, 1919)

*Hypogastrura subboldorii* Delamare et Jacquemin, 1962

*Hypogastrura vernalis* (Carl, 1901)

\**Schaefferia baschkirica* Kniss, 1985

*Typhlogastrura* cf. *alabamensis* Thibaud, 1975

Entomobryidae

*Entomobrya puncteola* Uzel, 1891

*Lepidocyrtus curvicollis* (Bourlet, 1839)

*Lepidocyrtus lanuginosus* Gmelin, 1788

*Lepidocyrtus violaceus* (Fourcroy, 1785)

Isotomidae

*Desoria olivacea* (Tullberg, 1871)

*Folsomia diplophthalma* (Axelson, 1902)

*Folsomia multiseta* Stach, 1947

*Folsomia quadrioculata* Tullberg, 1871

*Folsomia spinosa* Kseneman, 1936

*Heteroisotoma stebajevae* Rusek, 1999

*Isotoma albella* Packard, 1873

*Isotoma knissi* Potapov, 1991

*Isotoma viridis* Bourlet, 1839

*Proisotoma notabilis* (Schaeffer, 1896)

Neanuridae

\**Philotella olgae* Kniss et Thibaud, 1996

Onychiuridae

*Hymenaphorura sibirica* (Tullberg, 1876)

*Onychiuroides granulosis* (Stach, 1930)

*Onychiurus furcifer* (Börner, 1901)

*Onychiurus schoetti* Lie-Pettersen, 1896

*Protaphorura armata* (Tullberg, 1869)

Tomoceridae

\**Plutomurus baschkiricus* (Skorikow, 1899)

*Tomocerina minuta* (Tullberg, 1876)

*Tomocerus asiaticus* Martynova, 1969

*Tomocerus minor* (Lubbock, 1862)

*Tomocerus* cf. *punctatus* Yosii, 1967

*Tomocerus vulgaris* (Tullberg, 1871)

Arrhopalitidae

*Arrhopalites principalis* Stach, 1945

PSOCOPTERA

Psyllipsocidae

*Psyllipsocus* sp.

COLEOPTERA

Carabidae

*Bembidion obscurellum turanicum* Csiki, 1928

*Bembidion quadrimaculatum* (Linnaeus, 1761)

Cryptophagidae

*Micrambe nigricollis* Reitter, 1876

Leiodidae

*Choleva glauca* (Britten, 1918)

*Choleva lederiana* Reitter, 1902

Staphylinidae

*Atheta* sp.

*Falagria thoracica* Curtis, 1833

*Geostiba circellaris* Gravenhorst, 1802

## LEPIDOPTERA

Noctuidae

*Scoliopteryx libatrix* (Linnaeus, 1758)

## DIPTERA

Mycetophilidae

*Speolepta leptogaster* (Winnertz, 1863)

Sciaridae

Sciaridae gen. spp.

Trichoceridae

*Trichocera maculipennis* Meigen, 1818

Phoridae

Phoridae gen. spp.

Scathophagidae

Scathophagidae gen. spp.

## CHIROPTERA

Vespertilionidae

*Myotis dasycneme* (Boie, 1825)*Myotis daubentonii* (Kuhl, 1817)*Myotis nattereri* (Kuhl, 1817)*Myotis brandtii* (Eversmann, 1845)*Myotis mystacinus* (Kuhl, 1817)*Myotis davidii* Peters, 1869*Plecotus auritus* (Linnaeus, 1758)*Eptesicus nilssonii* (Keyserling et Blasius, 1839)

Family Leiodidae Fleming, 1821

– *Choleva glauca* (Britten, 1918). Subtroglophile, recorded from the Shulgan-Tash Cave, Burzianskiy District, Bashkortostan (Kapralov, 2015).

– *Choleva lederiana* Reitter, 1902. Subtroglophile, recorded from the Kungurskaya Ice Cave (Koz'minykh, 2012).

Family Staphylinidae Lameere, 1900

– *Atheta* sp. Troglophile, recorded from caves of the southern Urals: Ishcheevskaya-2, Ishimbayskiy District, and Shulgan-Tash, Burzianskiy District, both Bashkortostan (Kniss, 2001).

– *Falagria thoracica* Curtis, 1833. Troglophile, recorded from the Bortovoy Otpor Cave and the Zilimskiy grotto, Gafuriyskiy District, Bashkortostan (Kniss, 2001).

– *Geostiba circellaris* Gravenhorst, 1802. Troglophile, recorded from caves of Bashkortostan, southern Urals (Kniss, 2001).

Order **Lepidoptera** Linnaeus, 1758

Family Noctuidae Latreille, 1809

– *Scoliopteryx libatrix* (Linnaeus, 1758). Troglophile, recorded from numerous caves in the Perm Province and Bashkortostan (Pan'kov *et al.*, 2009b; Kapralov, 2015).

Order **Diptera** Linnaeus, 1758Suborder **Nematocera** Schiner, 1862

Family Mycetophilidae Newman, 1835

– *Speolepta leptogaster* (Winnertz, 1863). Troglophile, recorded from the Shulgan-Tash Cave, Burzianskiy District, Bashkortostan; the characteristic hunting nets also reported from the Dudkinskaya adit, Ufa City, and the Butylka Cave, both Bashkortostan as well (Kapralov, 2015).

Family Sciaridae Billberg, 1820

– Sciaridae gen. spp. Likely troglophiles, larvae encountered in several caves of European Russia, including the southern Urals. A reliable record concerns the Starosaitovskaya-1 Cave, Ishimbayskiy District, Bashkortostan (Kniss, 2001; Kapralov, 2015).

Family Trichoceridae Rondani, 1841

– *Trichocera maculipennis* Meigen, 1818. Troglophile, common in caves of the Perm Province (Pan'kov *et al.*, 2009b; Kapralov, 2015).

Suborder **Brachycera** Zetterstedt, 1842

Family Phoridae Gray, 1840

– Phoridae gen. spp. Likely troglophiles, larvae encountered in several caves in the southern Urals, but remain unidentified as to genus and species (Kapralov, 2015).

Family Scathophagidae Robineau-Desvoidy, 1830

Specimens unidentified to genus and species have been encountered in the Bab-inogorskaya Cave, Kungurskiy District, Perm Province (Pan'kov *et al.*, 2009b).

Phylum **Chordata** Haeckel, 1874Subphylum **Vertebrata** J.-B. Lamarck, 1801Class **Mammalia** Linnaeus, 1758Order **Chiroptera** Blumenbach, 1779

Family Vespertilionidae Gray, 1821

According to recent data, eight bat species of the 14 occurring in the Urals are resident in the region, while others perform seasonal long-distance migrations and depart in winters. No maternity roosts have been found underground so far, as all records in caves were related to swarming or hibernating bats belonging to the

following eight species (see Bol'shakov et al. (2005), Snit'ko (2007, 2009, 2011), and Snit'ko and Snit'ko (2016, 2017a, 2017b) for details):

– *Myotis dasycneme* (Boie, 1825) (Fig. 4A). This species, common in the region, was found in more than 50 cave hibernacula located from north to south along the Urals, with the largest known aggregations in the Smolinskaya and Arakaevskaya caves in the Sverdlovsk Region (up to 2,000 and over 200, respectively). In the southern Urals, no substantial winter colonies have been discovered, although this bat is relatively abundant at cave entrances during swarming time.

– *Myotis daubentonii* (Kuhl, 1817) (Fig. 4D). Daubenton's bat is as fairly common in the Urals as elsewhere within its distribution range in Russia; it was recorded in over 50 caves throughout the region. Unlike the Pond Bat, it forms no large winter aggregations. Therefore, it is usually undercounted during surveys at hibernation sites. The Smolinskaya and Arakaevskaya caves in the Sverdlovsk Region alongside the Nadezhda and Sukhokamenskaya caves in the Chelyabinsk Region, and the Kueshta Cave in Bashkiria comprise the largest winter colonies which range from 50 to 110 individuals.

– *Myotis nattereri* (Kuhl, 1817). The species was considered rare in the region because only few records from the middle and southern Urals were reported in the 20th century. However, Natterer's bats turned out to be very common in caves of the southern Urals in late summer and autumn, where these bats were caught in large numbers at cave entrances as they swarmed, with the largest number of 1,000 animals counted in the Kyzyl-Yar Cave in Bashkiria.

– *Myotis brandtii* (Eversmann, 1845) (Fig. 4E). Brandt's bat was found in >20 and 29 underground roosts in the middle and southern Urals, respectively. The Divya Cave in the Perm Province represents the northernmost hibernation roost in the Urals with the

largest winter colony (up to 1,000 individuals); only a few Brandt's bats were found hibernating in other caves. Despite its relative rarity in winter, a number of Brandt's bats were netted at swarming sites in the southern Urals, where *M. brandtii* was the second most abundant species following *E. nilssonii* in Bashkiria and following *P. auritus* in the Chelyabinsk Region.

– *Myotis mystacinus* (Kuhl, 1817) (Fig. 4F). A few reliable records from the northern Urals were made in the Divya Cave. In the southern Urals, the species is abundant in swarming and hibernation undergrounds in Bashkiria, where about 50 bats were netted at the entrances to the caves Kueshta, Laklinskaya, Oktyabrskaya, Nadezhda and Sukhokamenskaya.

– *Myotis davidii* Peters, 1869. It is unclear yet, which of the previous records of bats from the *M. mystacinus* morpho-group should be assigned to this species (see Benda et al. (2016) for a taxonomic review). Two individuals identified as undoubtedly *M. davidii* were found in the Podarok Cave, Orenburg Region in September 2016.

– *Plecotus auritus* (Linnaeus, 1758) (Fig. 4B). The Brown long-eared bat is widely distributed, albeit not abundant in hibernation sites in the Urals. It was found in more than 60 caves throughout the region, northwards up to the Divya Cave. It was also very common in samples netted during swarming in the southern part of the region (Chelyabinsk Region and Bashkiria), where it constituted 15 and 24% of all captured bats, respectively.

– *Eptesicus nilssonii* (Keyserling et Blasius, 1839) (Fig. 4C). The Northern Bat is the most widely distributed and abundant species in the Urals. It has been found in more than 70 underground sites across the region, with the largest winter aggregation in the Arakaevskaya Cave, Perm Province. *E. nilssonii* comprised a large proportion of swarming bats at the entrances to caves in the southern Urals, being the most abundant species in the Chelyabinsk Region.



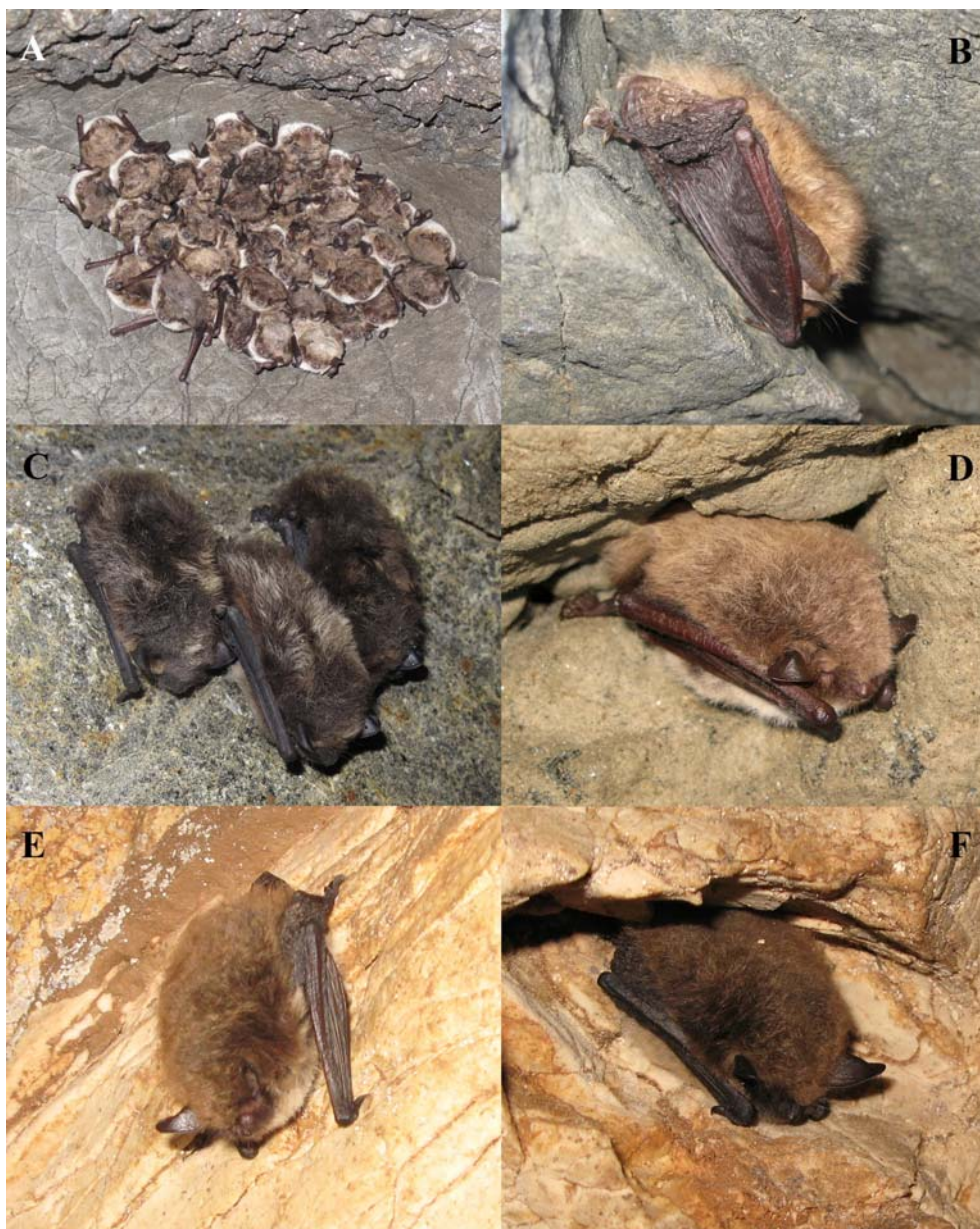


Fig. 4. Some species of bats during hibernation in caves of the Urals. A — hibernating colonies of the Pond bat, *Myotis dasycneme* (Boie, 1825) in the Smolinskaya Cave, Sverdlovsk Region. B — a hibernating Brown long-eared bat, *Plecotus auritus* (Linnaeus, 1758) in the Nadezhda Cave, Chelyabinsk Region. C — a hibernating Northern bat, *Eptesicus nilssonii* (Keyserling et Blasius, 1839) in the Nukatovskaya Cave, Bashkiria. D — a hibernating Daubenton's bat, *Myotis daubentonii* (Kuhl, 1819) in the Sukhaya Atya Cave, Chelyabinsk Region. E — a hibernating Brandt's bat, *Myotis brandtii* (Eversmann, 1845) in the Kyzyl-Yar Cave, Bashkiria. F — a hibernating Whiskered bat, *Myotis mystacinus* (Kuhl, 1817) in the Sukhokamenskaya Cave, Chelyabinsk Region. All pictures by Ksenia Snit'ko.

**Conclusion.** The subterranean fauna of the Urals, both terrestrial and aquatic, is mainly troglophile and stygophile, with a reduced number of endemic and relict cave species (Table 3). The impact of glacial Pleistocene phases may account for the scarcity of troglobionts and the relatively high number of recent trogliphiles.

#### IV. 4. The Russian Great Caucasus

Charitonov (=Kharitonov) (1947), Malevich (1947), Borutzky (1934, 1948a, b, 1950a, b, 1961, 1965, 1967a, b), Birstein (1948, 1950, 1952, 1954, 1967), Starobogatov (1962), Ljovuschkin and Starobogatov (1963), Rudjakov (1963), Zaleskaja (1963, 1973a, b, 1978), Ljovuschkin and Matiokin (1965), Ljovuschkin (1962, 1963, 1965, 1966, 1970, 1972a, b, 1973), Birstein and Ljovuschkin (1967a), Danielopol (1969), Golovatch (1975, 1978, 1983, 1984-1985, 1990, 2011), Read (1992), Belousov (1999), Kniss and Thibaud (1999), Kantor and Sysoev (2005), Belousov and Koval (2009, 2011), Chemeris (2009), Karaman (2012), Antić and Makarov (2016) and several other authors have provided much of the information on invertebrates of the region in question. A full updated checklist and an as complete bibliography as possible concerning the entire territory of the former Soviet Union are available in Turbanov et al. (2016a, b, c).

The Russian Caucasus consists of Ciscaucasia (= Circassia) and the western part of Transcaucasia as far south as Psou River, bordering on Abkhazia. The subterranean biota can be estimated as being relatively well known in Russia, also being the richest in endemic and relict species with more than 80 troglo- and stygobionts revealed (Table 4).

Kingdom **Chromista** Cavalier-Smith, 1981

Phylum **Ochrophyta** Cavalier-Smith, 1995

Class **Chrysophyceae** Pascher, 1914

Order **Ochromonadales** Pascher, 1910

Family Paraphysomonadaceae Preisig et Hibberd, 1983

– *Paraphysomonas bandaiensis* (Hibberd, 1979). Likely stygophile, recorded from the Vorontsovskaya Cave, Khostinsky City District, Greater Sochi, Krasnodar Province (Myl'nikov et al., 2006).

Family Chromulinaceae Engler, 1897

– *Spumella* sp. Likely stygophile, recorded from the Vorontsovskaya Cave, Khostinsky City District, Greater Sochi, Krasnodar Province (Myl'nikov et al., 2006).

Class **Raphidophyceae** Chadefaud et Silva, 1980

Order **Thaumatomonadida** Shirkina, 1987

Family Thaumatomastigidae Patterson et Zolffel, 1991

– *Thaumatomonas seravini* Mylnikov and Karpov, 1993. Likely stygophile, recorded from the Vorontsovskaya Cave, Khostinsky City District, Greater Sochi, Krasnodar Province (Myl'nikov et al., 2006).

Superphylum **Alveolata** Cavalier-Smith, 1991

Phylum **Ciliophora** Doflein, 1901

Class **Phyllopharyngea** de Puytorac et al., 1974

Subclass **Suctorica** Claparède et Lachmann, 1858

– *Suctorica* gen. sp. Epibiont forms found on hypogean amphipods in the Beloskal'skaya and Pionerskaya (= Ushchel'naya) caves, Khostinsky City District, Greater Sochi, Krasnodar Province (Birstein, 1950).

Kingdom **Rhizaria** Cavalier-Smith, 2002

Phylum **Cercozoa** Cavalier-Smith, 1998

Class **Sarcomonadea** Cavalier-Smith, 1993

Order **Glissomonadida** Howe, Bass, Vickerman, Chao et Cavalier-Smith, 2009

Family Allapsidae Howe, Bass, Vickerman, Chao et Cavalier-Smith, 2009

Рис. 4. Некоторые виды летучих мышей во время зимовки в пещерах Урала. А — зимующие колонии ночницы прудовой (*Myotis dasycneme* (Boie, 1825)) в Смолинской пещере (Свердловская обл.). В — зимующий ушан (*Plecotus auritus* (Linnaeus, 1758)) в пещере Надежда (Челябинская обл.). С — зимующий северный кожанок (*Eptesicus nilssonii* (Keyserling et Blasius, 1839)) в пещере Нукатовская (Башкирия). Д — зимующая водяная ночница (*Myotis daubentonii* (Kuhl, 1819)) в пещере Сухая Атья (Челябинская обл.). Е — зимующая ночница Брандта (*Myotis brandtii* (Eversmann, 1845)) в пещере Кызыл-Яр (Башкирия). F — зимующая усатая ночница (*Myotis mystacinus* (Kuhl, 1817)) в пещере Сухокаменская (Челябинская обл.). Все фотографии Ксении Сниттько.



Table 4. List of \*stygobionts, possible stygobionts, stygophiles, possible troglobionts and trogloliths from the Caucasus.

Таблица 4. Список \*стигиобионтов, вероятных стигиобионтов, стигофилов, возможных троглобионтов и троглофилов с Кавказа.

A — Stygobionts \*: stygophiles

CHROMISTA	Physaridae
Paraphysomonadaceae	<i>Physarum flagellatum</i> (Alexeieff, 1923)
<i>Paraphysomonas bandaiensis</i> (Hibberd, 1979)	PLATYHELMINTHES
Chromulinaceae	Tricladida gen. sp.
<i>Spumella</i> sp.	Dugesiidae
RHIZARIA	<i>Dugesia taurocaucasica</i> (Livanov, 1951)
Thaumatomastigidae	Dendrocoelidae
<i>Thaumatomonas seravini</i> Mylnikov et Karpov, 1993	Dendrocoelidae gen. sp.
<i>Thaumatomonas seravini</i> Mylnikov et Karpov, 1993	* <i>Dendrocoelum</i> sp. 1
Allapsidae	* <i>Dendrocoelum</i> sp. 2
<i>Allantion tachyploon</i> Sandon, 1924	MOLLUSCA: GASTROPODA
Heteromitidae	Hydrobiidae
<i>Heteromita globosa</i> (Stein, 1878)	<i>Belgrandiella caucasica</i> Starobogatov, 1962
<i>Heteromita</i> sp.	** <i>Geyeria</i> " <i>valvataeformis</i> Starobogatov, 1962
ALVEOLATA	** <i>Lartetia</i> " sp.
<i>Suctorina</i> gen. sp.	* <i>Paladilhiopsis orientalis</i> Starobogatov, 1962
MYZOOZOA	* <i>Paladilhiopsis pulcherrima</i> Starobogatov, 1962
Protaspidae	* <i>Paladilhiopsis subovata</i> Starobogatov, 1962
<i>Protaspis simplex</i> Vors, 1992	MOLLUSCA: BIVALVIA
Colponemidae	Euglesidae
<i>Colponema edaphicum</i> Mylnikov et Tikhonenkov, 2007	<i>Euglesa personata</i> (Malm, 1855)
SARCOMASTIGOTA	* <i>Euglesa cavatica</i> (Shadin, 1952)
Bodonaceae	HIRUDINEA
<i>Bodo designis</i> Skuja, 1948	Erpobdellidae
<i>Bodo saliens</i> Larsen et Paterson, 1990	<i>Erpobdella octoculata</i> (Linnaeus, 1758)
<i>Bodo saltans</i> Ehrenberg, 1838	COPEPODA
<i>Cercomonas granulifera</i> (Hollande, 1942)	Cyclopoida
<i>Cercomonas laciniaegerens</i> (Krassiltschick, 1886)	Cyclopidae
<i>Cercomonas</i> sp.	* <i>Acanthocyclops venustus stammeri</i> (Kiefer, 1930)
<i>Dimastigella mimosa</i> Frolov, Mylnikov et Malysheva, 1997	<i>Diacyclops bisetosus</i> (Rehberg, 1880)
<i>Rhynchomonas nasuta</i> (Stokes) Klebs, 1892	<i>Paracyclops fimbriatus imminutus</i> Kiefer, 1929
AMOEOZOA	* <i>Speocyclops cinctus</i> Monchenko, 1982
Centropxyidae	* <i>Speocyclops lussianus</i> Borutzky, 1950
<i>Centropxyis constricta</i> (Ehrenberg, 1841)	* <i>Speocyclops pseuapensis</i> Borutzky, 1965
<i>Centropxyis ecornis</i> (Ehrenberg, 1841)	Harpacticoida
<i>Centropxyis orbicularis</i> Deflandre, 1929	Ameiridae
<i>Centropxyis plagiostoma</i> Bonnet et Thomas, 1955	* <i>Nitocrella hirta caucasica</i> Borutzky, 1967
<i>Centropxyis platystoma</i> (Penard, 1890)	* <i>Megastygonitocrella ljovuschkini</i> (Borutzky, 1967)
<i>Centropxyis spinosa</i> Cash, 1905	Canthocamptidae
Diffugiidae	<i>Attheyella crassa</i> (G.O. Sars, 1863)
<i>Diffugia avellana</i> Penard, 1890	* <i>Bryocamptus aquaeductus</i> Borutzky, 1940
<i>Diffugia avellana gigas</i> Gauthier-Lievre et Thomas, 1958	<i>Bryocamptus hostensis</i> Borutzky, 1972
<i>Diffugia penardi</i> Hopkinson, 1909	* <i>Bryocamptus innominatus</i> Borutzky, 1940
<i>Diffugia oblonga</i> Ehrenberg, 1838	<i>Bryocamptus pygmaeus</i> (G.O. Sars, 1863)
<i>Pontigulasia incisa</i> Rhumbler, 1896	<i>Bryocamptus tarnogradskyi</i> Borutzky, 1934
Heleoperidae	<i>Bryocamptus zschokkei causicus</i> Borutzky, 1930
<i>Heleopera sphagni</i> Leidy, 1874	<i>Canthocamptus staphylinus</i> (Jurine 1820)
MYCETOZOA	<i>Elaphoidella bidens coronata</i> (G.O. Sars, 1904)
	* <i>Pilocamptus georgevitchi</i> (Chappuis, 1923)
	* <i>Elaphoidella czerkessica</i> Borutzky, 1972
	* <i>Moraria hostensis</i> Borutzky, 1972

\**Moraria operculata* Borutzky, 1948  
 \**Moraria poppei* (Mrazek, 1893)  
 \**Moraria varica* (Graeter, 1910)  
 Parastenodarididae  
 \**Parastenocaris tenuis* Borutzky, 1948  
 \**Parastenocaris* sp.  
 Ostracoda  
 Candonidae  
 \**Trapezicandona ljovuschkini* (Rudjakov, 1963)  
 Cyprididae  
*Cypria reptans* Bronstein, 1947  
 Limnocytheridae  
 \**Kovalevskiella rudjakovi* (Danielopol, 1969)  
 Syncarida  
 Bathynellidae  
 \**Antrobathynella stammeri ciscaucasica* (Birstein et Ljovuschkin, 1964)  
 \**Bathynella natans natans* Vejdovsky, 1882  
 Isopoda  
 Asellota: Asellidae  
 \**Proasellus linearis* (Birstein, 1967)  
 \**Proasellus ljovuschkini* (Birstein, 1967)  
 \**Proasellus similis* (Birstein, 1967)

## B — Troglobionts \*: troglaphiles

## OLIGOCHETA

Lumbricidae  
*Allolobophora cavatica* Michaelsen, 1910  
*Dendrobaena veneta crassa* (Malevics, 1947)  
*Eisenia fetida* (Savigny, 1826)  
 Naididae  
*Homochaeta* sp.  
*Peloscolex* sp.  
 NEMATODA  
 Monhysteridae  
*Monchystera paludicola* De Man, 1880  
 Dorylaimidae  
*Dorylaimus stagnalis* Dujardin, 1845  
*Dorylaimus callosus* Skwarra, 1921  
*Eudorylaimus laticollis* (De Man, 1907)  
*Eudorylaimus condamni* (Vanha, 1893)  
*Eudorylaimus iners* (Bastian, 1865)  
 Actinolaimidae  
*Trachactinolaimus radulatus* Andr ssy, 1963  
 Mononchidae  
*Mononchus truncatus* Bastian, 1865  
*Prionchulus muscorum* (Dujardin, 1845)  
 Tripylidae  
*Tripyla papillata* B tschli, 1873  
*Tripyla filicaudata* De Man, 1880  
 Prismatolaimidae  
*Prismatolaimus dolichurus* De Man, 1880  
 Criconematidae  
*Criconema fimbriatum* Cobb in Taylor, 1936  
*Criconema* sp.  
*Criconemoides* sp.

Asellota: Microparasellidae  
 \**Microcharon tantalus* Birstein et Ljovuschkin, 1964  
 AMPHIPODA  
 Crangonyctidae  
 \**Lyurella shepstiensis* Sidorov, 2015  
 Niphargidae  
 \**Niphargus abchasicus* Martynov, 1932  
 \**Niphargus caelestis* G. Karaman, 1982  
 \**Niphargus cubanicus* Birstein, 1954  
 \**Niphargus krasnodarus* G. Karaman, 2012  
 \**Niphargus latimanus* Birstein, 1952  
 \**Niphargus* cf. *magnus* Birstein, 1940  
 \**Niphargus potamophilus* Birstein, 1954  
 \**Niphargus pseudolatimanus* Birstein, 1952  
 \**Niphargus smirnovi* Birstein, 1952  
 \**Niphargus submersus* (Derzhavin, 1945)  
 Typhlogammaridae  
 \**Zenkevitchia* sp.  
 DECAPODA  
 Caridea: Atyidae  
 \**Troglocaris (Xyphocaridella) jusbaschjani* Birstein, 1948  
 Brachyura: Potamidae  
*Potamon ibericum tauricum* (Czerniavsky 1884)

## Mollusca

Orculidae  
*Lauria* sp.  
 Trigonochlamyidae  
 \**Troglolestes sokolovi* Ljovuschkin et Matiokin, 1965  
 Orculidae  
 \**Euxinolauria vitrea* (Schileyko, 1988)  
 Clausiliidae  
*Scrobifera taurica* (L. Pfeiffer, 1848)  
*Serrulina* sp.  
 Zonitidae  
 \**Conulopolita cavatica* (Riedel, 1966)  
*Oxychilus (Longiphallus)* sp.  
 ISOPODA TERRESTRIA  
 Oniscidea  
 Ligiidae  
*Ligidium zaitzevi* Borutzky, 1950  
 \**Ligidium cavaticum* Borutzky, 1950  
 Buddelundiellidae  
 \**Pseudobuddelundiella hostensis* Borutzky, 1967  
 \**Pseudobuddelundiella ljovuschkini* Borutzky, 1967  
 \**Trichoniscus pygmaeus tuapsensis* Borutzky, 1972  
 Cylisticidae  
*Cylisticus birsteini* Borutzky, 1961  
 Trichoniscidae  
 \**Caucasocyphonethes cavaticus* Borutzky, 1948  
 \**Psachonethes czerkessicus* Borutzky, 1969  
 ARANEI  
 Agelenidae  
*Tegenaria abchasica* Charitonov, 1941

- Tegenaria pontica* Charitonov, 1947  
*Tegenaria* sp.  
 Hahniidae  
*Iberina ljevuschkini* Pichka, 1965  
 Tetragnathidae  
*Meta bourneti* Simon, 1922.  
*Metellina merianae* (Scopoli, 1763)  
 Linyphiidae  
*Troglohyphantes birsteini* Charitonov, 1943  
 Nesticiidae  
*Carpathonesticus birsteini* (Charitonov, 1947)  
*Carpathonesticus ljevuschkini* (Pichka, 1965)  
*Carpathonesticus zaitzevi* (Charitonov, 1939)  
*Carpathonesticus* sp.  
*Aituaria pontica* (Spassky, 1932)  
 Pholcidae  
*Hoplopholcus longipes* (Spassky, 1934)  
 PSEUDOSCORPIONES  
 Neobisiidae  
*\*Neobisium (Neobisium) speleophilum* Krumpal, 1986  
*\*Neobisium* sp.  
 OPILIONES  
 Nemastomatidae  
*Histicostoma caucasicum* (Redikorzev 1936)  
*\*Nemaspela abchasica* (Ljevuschkin et Starobogotov, 1963)  
*\*Nemaspela sokolovi* (Ljevuschkin et Starobogotov, 1963)  
*\*Nemaspela kovalii* Chemeris, 2009  
 Phalangiiidae  
*Nelima pontica* Charitonov, 1941  
 ACARI  
 Phthiracaridae  
*Phthiracarus globosus* (C.L. Koch, 1841)  
 Ixodidae  
*Ixodes vespertilionis* C.L. Koch, 1844  
 CHILOPODA  
 Lithobiidae  
*Harpolithobius perplexus* Zaleskaja, 1973  
*Lithobius liber* Lignau, 1903  
*Lithobius reconditus* Zaleskaja, 1973  
*Lithobius stuxbergii* Seliwanoff, 1880  
 DIPLOPODA  
 Glomeridellidae  
*Typhloglomeris caucasica* Golovatch, 1975  
 Doderiidae  
*Trachysphaera costata* (Waga, 1857)  
*Trachysphaera minuta* Golovatch, 1976  
 Anthroleucosomatidae  
*\*Caucaseuma elephantum* Antić et Makarov, 2016  
*\*Caucaseuma fanagoriyskaya* Antić et Makarov, 2016  
*\*Caucaseuma lohmanderi* Strasser, 1970  
*\*Caucaseuma minellii* Antić et Makarov, 2016  
*\*Heterocaucaseuma feminaepectorum* Antić et Makarov, 2016  
*Metamastigophorophyllon giljarovi* (Lang, 1959)  
 Blaniulidae  
*\*Nopoiulus ammonites* Enghoff, 1984  
*Nopoiulus kochii* (Gervais, 1847)  
 Julidae  
*Archileucogeorgia* sp.  
*Cylindroiulus placidus* (Lignau, 1903)  
*Cylindroiulus pterophylacum* Read, 1992  
*Cylindroiulus schestoperovi* Lohmander, 1932  
 Paradoxosomatidae  
*Strongylosoma kordylamythrum* Attems, 1898  
 Polydesmidae  
*Brachydesmus furcatus* Lohmander, 1936  
 Trichopolydesmidae  
*\*Caucasodesmus inexpectatus* Golovatch, 1985  
 Collembola  
 Hypogastruridae  
*\*Typhlogastrura preobrazhenskyi* Babenko, 1987  
 Isotomidae  
*Desoria fennica* (Reuter, 1895)  
 Tomoceridae  
*\*Plutomurus jelesnovodskii* Kniss et Thibaud, 1999  
*\*Plutomurus kelasuricus* (Martynova, 1969)  
*\*Plutomurus sorosii* Kniss et Thibaud, 1999  
 ORTHOPTERA  
 Rhaphidophoridae  
*\*Dolichopoda euxina* Semenov, 1901  
 TRICHOPTERA  
 Polycentropodidae  
*Plectrocnemia* sp. sensu Lepneva, 1940  
 COLEOPTERA  
 Carabidae  
*\*Caucasaphaenops molchanovi* Belousov, 1999  
*\*Caucasorites kovalii amplicolis* Belousov, 1999  
*\*Caucasorites kovalii* Belousov, 1999  
*\*Caucasorites shchurovi* Belousov et Zamotajlov, 1997  
*\*Caucasorites victori* Belousov, 1999  
*Cimmerites circassicus* Reitter, 1888  
*\*Cimmerites kryzhanovskii* Belousov 1999  
*\*Cimmerites maximoviitchi* Belousov et Koval, 2011  
*Cimmerites zamotajlovi* Belousov, 1998  
*\*Duvalius miroshnikovii* Belousov et Zamotajlov, 1995  
*Duvalius gusevi* Belousov, 1989  
*\*Jeannelius birsteini* Ljevuschkin, 1965  
*Jeannelius zhicharevi* Lutshnik, 1915  
*Laemostenus koenigi* (Reitter, 1887)  
*Laemostenus tschitscherini* Semenov, 1909  
*Meganophthalmus irinae* Belousov et Zamotajlov, 1999  
*\*Meganophthalmus kravetzi* Komarov, 1993  
*\*Nannotrechus ciscaucasiensis* (Ljevuschkin, 1972)  
*Nannotrechus fishtensis* Belousov, 1989  
*Nannotrechus kovalii* Belousov, 1989  
*Porocimmerites imitator* Belousov, 1998  
*Pterostichus lacunosus* (Chaudoir 1844)  
*Trechus heniochicus* Ljevuschkin, 1970

Cryptophagidae  
*Cryptophagus pilosus* Gyllenhal, 1827  
 Curculionidae  
 \**Otiorhynchus vargovitchi* Davidian, 2007  
 Elmidae  
*Limnius colchicus* Delève, 1963  
 Leiodidae  
*Catops subfuscus* Kellner, 1846  
*Choleva* sp.  
 Pselaphidae  
*Bryaxis balneator* Besuchet et Kurbatov, 2007  
*Bryaxis kovali* Besuchet et Kurbatov, 2007  
 \**Seracamaurops komarovi* Hlaváč, Kodada et Koval, 1999  
 Ptiliidae  
*Ptenidium intermedium* Wankowicz, 1896  
 Scirtidae  
*Odeles* sp.  
 Staphylinidae  
*Bisnius parvus* (Sharp, 1874)  
*Heinzia caucasica* Gusarov et Koval, 2002  
 DIPTERA  
 Limoniidae  
*Limonia nubeculosa* Meigen, 1804  
 Sciaridae  
*Neosciara* sp.  
 Heleomyzidae  
*Heteromyza atricornis* Meigen, 1830

CHIROPTERA  
 Rhinolophidae  
*Rhinolophus euryale* Blasius, 1853  
*Rhinolophus ferrumequinum* (Schreber, 1774)  
*Rhinolophus hipposideros* (Borkhausen, 1797)  
*Rhinolophus mehelyi* Matschie, 1901  
 Vespertilionidae  
*Barbastella barbastellus* (Schreber, 1774)  
*Barbastella caspica* Satunin, 1908  
*Eptesicus serotinus* (Schreber, 1774)  
*Hypsugo savii* (Bonaparte, 1837)  
*Myotis alcathoe* von Helversen et Heller, 2001  
*Myotis davidii* Peters, 1869  
*Myotis bechsteinii* (Kuhl, 1817)  
*Myotis blythii* (Tomes, 1857)  
*Myotis brandtii* (Eversmann, 1845)  
*Myotis dasycneme* (Boie, 1825)  
*Myotis daubentonii* (Kuhl, 1817)  
*Myotis emarginatus* (Geoffroy, 1806)  
*Myotis mystacinus* (Kuhl, 1817)  
*Myotis nattereri* (Kuhl, 1817)  
*Nyctalus noctula* (Schreber, 1774)  
*Pipistrellus pipistrellus* (Schreber, 1774)  
*Plecotus auritus* (Linnaeus, 1758)  
*Plecotus macrobullaris* Kuzyakin, 1965  
 Miniopteridae  
*Miniopterus schreibersii* (Kuhl, 1817)  
 Molossidae  
*Tadarida teniotis* (Rafinesque, 1814)

– *Allantion tachyploon* Sandon, 1924. Likely stygophile, recorded from the Vorontsovskaya Cave, Khostinsky City District, Greater Sochi, Krasnodar Province (Myl'nikov et al., 2006).

Order **Cercomonadida** Poche, 1913

Family Heteromitidae Kent, 1880

– *Heteromita globosa* (Stein, 1878). Likely stygophile, recorded from the Vorontsovskaya Cave, Khostinsky City District, Greater Sochi, Krasnodar Province (Myl'nikov et al., 2006).

– *Heteromita* sp. Likely stygophile, recorded from the Vorontsovskaya Cave, Khostinsky City District, Greater Sochi, Krasnodar Province (Myl'nikov et al., 2006).

Phylum **Myzozoa** Cavalier-Smith et Chao, 2004

Class **Dinophyceae** Fritsch, 1927

Order **Desmomastigales** Bourrelly, 1970

Family Protaspidae Skuja, 1939

– *Protaspis simplex* Vors, 1992. Likely stygophile, recorded from the Vorontsovskaya Cave, Khostinsky City District,

Greater Sochi, Krasnodar Province (Myl'nikov et al., 2006).

Class **Colponemea** Cavalier-Smith, 1993

Order **Colponemida** Cavalier-Smith, 1993

Family Colponemidae Cavalier-Smith et Chao, 2004

– *Colponema edaphicum* Mylnikov et Tikhonenkov, 2007. Likely stygophile, described from the Vorontsovskaya Cave, Khostinsky City District, Greater Sochi, Krasnodar Province (Myl'nikov et al., 2006; Myl'nikov, Tikhonenkov, 2007).

Kingdom **Protozoa** R. Owen, 1858

Subkingdom **Sarcomastigota** Cavalier-Smith, 1983

Group **Excavata** (Cavalier-Smith), 2002

Phylum **Euglenozoa** Cavalier-Smith, 1981

Class **Kinetoplastea** Honigberg, 1963

Order **Eubodonida** Vickerman, in Moreira et al., 2004

Family Bodonaceae Bütschli, 1884

– *Bodo designis* Skuja, 1948. Likely stygophile, recorded from the Vorontsovskaya

Cave, Khostinsky City District, Greater Sochi, Krasnodar Province (Myl'nikov *et al.*, 2006).

– *Bodo saliens* Larsen *et Paterson*, 1990. Likely stygophile, recorded from the Vorontsovskaya Cave, Khostinsky City District, Greater Sochi, Krasnodar Province (Myl'nikov *et al.*, 2006).

– *Bodo saltans* Ehrenberg, 1838. Likely stygophile, recorded from the Vorontsovskaya Cave, Khostinsky City District, Greater Sochi, Krasnodar Province (Myl'nikov *et al.*, 2006).

– *Cercomonas granulifera* (Hollande, 1942). Likely stygophile, recorded from the Vorontsovskaya Cave, Khostinsky City District, Greater Sochi, Krasnodar Province (Myl'nikov *et al.*, 2006).

– *Cercomonas laciniaegerens* (Krasilschtschick, 1886). Likely stygophile, recorded from the Vorontsovskaya Cave, Khostinsky City District, Greater Sochi, Krasnodar Province (Myl'nikov *et al.*, 2006).

– *Cercomonas* sp. Likely stygophile, recorded from the Vorontsovskaya Cave, Khostinsky City District, Greater Sochi, Krasnodar Province (Myl'nikov *et al.*, 2006).

– *Dimastigella mimosa* Frolov, Myl'nikov *et Malysheva*, 1997. Likely stygophile, recorded from the Vorontsovskaya Cave, Khostinsky City District, Greater Sochi, Krasnodar Province (Myl'nikov *et al.*, 2006).

– *Rhynchomonas nasuta* (Stokes) Klebs, 1892. Likely stygophile, recorded from the Vorontsovskaya Cave, Khostinsky City District, Greater Sochi, Krasnodar Province (Myl'nikov *et al.*, 2006).

Phylum **Amoebozoa** Lühe, 1913

Class **Tubulinea** Smirnov, Nassonova, Berney, Fahrni, Bolivar *et Pawlowski*, 2005

Order **Arcellinida** Kent, 1880

Family Centropyxidae Jung, 1942

– *Centropyxis constricta* (Ehrenberg, 1841). Stygophile, recorded from the Labirintovaya Cave, Khostinsky City District, Greater Sochi, Krasnodar Province (Chibisova, 1967).

– *Centropyxis ecornis* (Ehrenberg, 1841). Likely stygophile, recorded from sulfuric springs in the karst canyon of Agura River, Khostinsky City District, Greater Sochi, Krasnodar Province (Chibisova, 1967).

– *Centropyxis orbicularis* Deflandre, 1929. Stygophile, recorded from the Labirintovaya Cave, Khostinsky City District, Greater Sochi, Krasnodar Province (Chibisova, 1967).

– *Centropyxis plagiostoma* Bonnet *et Thomas*, 1955. Stygophile, recorded from the Labirintovaya Cave, Khostinsky City District, Greater Sochi, Krasnodar Province (Chibisova, 1967; Ljovuschkin 1972b).

– *Centropyxis platystoma* (Penard, 1890). Stygophile, recorded from the Labirintovaya Cave, Khostinsky City District, Greater Sochi, Krasnodar Province (Chibisova, 1967).

– *Centropyxis spinosa* Cash, 1905. Stygophile, recorded from the Labirintovaya Cave, Khostinsky City District, Greater Sochi, Krasnodar Province (Chibisova, 1967).

Family Difflogiidae Wallich, 1864

– *Difflogia avellana* Penard, 1890. Stygophile, recorded from the Labirintovaya Cave, Khostinsky City District, Greater Sochi, Krasnodar Province (Chibisova, 1967).

– *Difflogia avellana gigas* Gauthier-Lievre *et Thomas*, 1958. Stygophile, recorded from the Pionerskaya (= Ushchel'naya) Cave, Khostinsky City District, Greater Sochi, Krasnodar Province (Chibisova, 1967).

– *Difflogia penardi* Hopkinson, 1909. Stygophile, recorded from the Labirintovaya Cave, Khostinsky City District, Greater Sochi, Krasnodar Province (Chibisova, 1967).

– *Difflogia oblonga* Ehrenberg, 1838. Stygophile, recorded from the Labirintovaya Cave, Khostinsky City District, Greater Sochi, Krasnodar Province (Chibisova, 1967).

– *Pontigulasia incisa* Rhumbler, 1896. Stygophile, recorded from the Labirintovaya



Cave, Khostinsky City District, Greater Sochi, Krasnodar Province (Chibisova, 1967).

Family Heleoperidae Jung, 1942

– *Heleopera sphagni* Leidy, 1874 (= *Heleopera picta* Leidy, 1879). Likely stygophile, recorded from the Labirintovaya Cave, Khostinsky City District, Greater Sochi, Krasnodar Province (Chibisova, 1967).

Subphylum **Conosa** Cavalier-Smith, 1998

Infraphylum **Mycetozoa** de Bary, 1859

Class **Myxogastria** Macbride, 1899

Order **Physarida** Macbride, 1922

Family Physaridae Rostafinski, 1873

– *Physarum flagellatum* (Alexeieff, 1923) (= *Hyperamoeba flagellata* Alexeieff, 1923). Likely stygophile, recorded from the Labirintovaya Cave, Khosta District, Greater Sochi, Krasnodar Province (Myl'nikov et al., 2006).

Kingdom **Animalia** Linnaeus, 1758

Phylum **Platyhelminthes** Claus, 1887

Class **Turbellaria** Ehrenberg, 1831

Order **Tricladida** Lang, 1884

Unidentified unpigmented planarians have long been recorded from the Bolshaya Vorontsovskaya (= Vorontsovskaya) Cave, Khostinsky City District, Greater Sochi, Krasnodar Province (Birstein, 1950). Recorded from a tectonic cave on the Psebe River, Tuapse District, as well as the Kirovskaya (Lazarevsky City District, Greater Sochi) and Labirintovaya caves (Khostinsky City District, Greater Sochi), all in Krasnodar Province (Ljovuschkin, 1966).

Family Dugesiiidae Ball, 1974

– *Dugesia taurocaucasica* (Livanov, 1951). Stygophile, recorded from a cave on Mt Armovka, Tryu-Yatyrgvarta Massif, Mostovskoy District, as well as from the Fanagoriyskaya Cave near Goryachiy Klyuch, both Krasnodar Province (Shumeev, 2008).

Family Dendrocoelidae Hallez, 1892

– Dendrocoelidae gen. sp. Likely stygobiont, closer unidentified, recorded from a spring inside the Anglo-Russkaya Cave on Mt Pshekha-Su, Maikopsky District, Adygea Republic (Shumeev, 2008).

– *Dendrocoelum* sp. 1. Stygophile, an undescribed species from the running waters of the Tryu-Yatyrgvarta Massif, including a spring inside a cave on Mt Armovka, Mostovskoy District, Krasnodar Province (Shumeev, 2008).

– *Dendrocoelum* sp. 2. Stygobiont, an undescribed species from the running waters inside the Fanagoriyskaya Cave near Goryachiy Klyuch, Krasnodar Province (Shumeev, 2008).

Phylum **Nematoda** Diesing, 1861

Uncertain species of nematodes have been recorded from the Pionerskaya (= Ushchel'naya) Cave, Khostinsky City District, Greater Sochi, Krasnodar Province (Ljovuschkin, 1966).

Class **Enoplea** Inglis, 1983

Order **Monhysterida** Filipjev, 1929

Family Monhysteridae De Man, 1876

– *Monchystera paludicola* De Man, 1880. Troglophile, recorded from the Labirintovaya (= Novaya) Cave, Greater Sochi, Krasnodar Province (Ljovuschkin, 1966).

Family Actinolaimidae Thorne, 1939

– *Trachactinolaimus radulatus* Andrassy, 1963. Troglophile, recorded from the Tunnel Kuzmenko Cave, Khostinsky City District, Greater Sochi, Krasnodar Province (Ljovuschkin, 1966).

Family Dorylaimidae De Man, 1876

– *Dorylaimus stagnalis* Dujardin, 1845. Troglophile, recorded from the Bolshaya Kazachebrodszkaya Cave, Adlersky City District, Greater Sochi, Krasnodar Province (Ljovuschkin, 1966).

– *Dorylaimus callosus* Skwarra, 1921. Troglophile, recorded from the karst waters on the Agura River, Greater Sochi, Krasnodar Province (Ljovuschkin, 1966).

– *Eudorylaimus laticollis* (De Man, 1907). Troglophile, recorded from the Labirintovaya (= Novaya) Cave, Greater Sochi, Krasnodar Province (Ljovuschkin, 1966).

– *Eudorylaimus condamni* (Vanha, 1893). Troglophile, recorded from the Dolgaya Cave, Khostinsky City District, Greater Sochi, Krasnodar Province (Ljovuschkin, 1966).

– *Eudorylaimus iners* (Bastian, 1865). Troglophile, recorded from the Vorontsovskaya Cave, Khostinsky City District, Greater Sochi, Krasnodar Province (Ljovuschkin, 1966).

Order **Mononchida** Jairajpuri, 1969

Family Mononchidae Chitwood et Chitwood, 1937

– *Mononchus truncatus* Bastian, 1865. Troglophile, recorded from the Zapovednaya (= Podparapetnaya) Cave, Khostinsky City District, Greater Sochi, Krasnodar Province (Ljovuschkin, 1966).

– *Prionchulus muscorum* (Dujardin, 1845). Troglophile, recorded from the Dolgaya Cave, Khostinsky City District, Greater Sochi, Krasnodar Province (Ljovuschkin, 1966).

Order **Triplonchida** Cobb, 1920

Family Tripylidae (De Man, 1876)

– *Tripyla papillata* Bütschli, 1873. Troglophile, recorded from the karst waters on the Agura River, Greater Sochi, Krasnodar Province (Ljovuschkin, 1966).

– *Tripyla filicaudata* De Man, 1880. Troglophile, recorded from the Krasnoaleksandrovskaya, Labirintovaya (= Novaya) and Bolshaya Kazachebrodskaya caves, Greater Sochi, Krasnodar Province (Ljovuschkin, 1966).

Family Prigmatolaimidae Micoletzky, 1922

– *Prigmatolaimus dolichurus* De Man, 1880. Troglophile, recorded from the Labirintovaya (= Novaya) Cave, Greater Sochi, Krasnodar Province (Ljovuschkin, 1966).

Class **Secernentea** Lorenzen, 1981

Order **Tylenchida** Thorne, 1949

Family Criconematidae Taylor, 1936

– *Criconema fimbriatum* Cobb in Taylor, 1936. Troglophile, recorded from the Krasnoaleksandrovskaya and Pionerskaya (= Ushchel'naya) caves, Greater Sochi, Krasnodar Province (Ljovuschkin, 1966).

– *Criconema* sp. Troglophile, recorded from the Fanagoriyskaya Cave near Goryachiy Klyuch, Krasnodar Province (Ljovuschkin, 1966).

– *Criconemoides* sp. Troglophile, recorded from the Labirintovaya (= Novaya) Cave,

Greater Sochi, Krasnodar Province (Ljovuschkin, 1966).

Phylum **Annelida** Lamarck, 1809

Class **Hirudinea** Lamarck, 1818

Order **Arhynchobdellida** Blanchard, 1894

Family Erpobdellidae Blanchard, 1894

– *Erpobdella octoculata* (Linnaeus, 1758), troglaxene, recorded by Birstein and Ljovuschkin (1967a) from the Fanagoriyskaya Cave near Goryachiy Klyuch, Krasnodar Province; also reported from several Balkan caves (Montenegro, Republic of Macedonia, Greek Macedonia).

Class **Oligochaeta** Grube, 1850

Order **Crassiclitellata** Jamieson, 1988

Family Lumbricidae Claus, 1876

– *Allolobophora cavatica* Michaelsen, 1910. Troglophile, described from a cave at the Khodz' River, Adygea Republic or Krasnodar Province. Also recorded from epigeal habitats in Transcaucasia (Lenkoran, Azerbaijan) (Michaelsen, 1910).

– *Dendrobaena veneta crassa* (Malevics, 1947). Troglophile, described as a separate form from the Vorontsovskaya Cave, Khostinsky City District, Greater Sochi, Krasnodar Province (Malevich, 1947).

– *Eisenia foetida* (Savigny, 1826). Troglophile, recorded from the Podzemnaya Khoshta (in the publication of Malevich, it was referred to as Khostinskaya Mokraya) and Bolshaya Kazachebrodskaya (= Verkhne-Mzymtinskaya, Mzymtinskaya) caves, both in Greater Sochi, Krasnodar Province (Malevich, 1947).

Order **Enchytraeida** Vejdovský, 1879

Family Enchytraeidae Vejdovský, 1879

Uncertain enchytraeid species have been recorded from the Fanagoriyskaya, Zapovednaya (= Podparapetnaya), Labirintovaya (= Novaya) and Vorontsovskaya caves, all Krasnodar Province (Ljovuschkin, 1966).

Order **Tubificida** Brinkhurst, 1982

Family Naididae Ehrenberg, 1828

– *Homochaeta* sp. Troglophile, recorded from the Zapovednaya (= Podparapetnaya) Cave, Khostinsky City District, Greater

Sochi, Krasnodar Province (Ljovuschkin, 1966).

*Peloscolex* sp. Troglophile, recorded from the Labirintovaya (= Novaya) Cave, Greater Sochi, Krasnodar Province (Ljovuschkin, 1966).

Phylum **Mollusca** Linnaeus, 1758

Class **Gastropoda** Cuvier, 1797

Order **Littorinimorpha** Golikov et Starobogatov, 1975

Family Hydrobiidae Stimpson, 1865

– *Belgrandiella caucasica* Starobogatov, 1962 (= *B. nemethi* Schütt in Schütt et Şeşen, 1993). Stygo- and crenobiont, described from a spring inside the Krasnoaleksandrovskaya (= Peshchera Ved'm) Cave, Lazarevsky City District, Greater Sochi, Krasnodar Province (Starobogatov, 1962). Inhabiting cave (e.g. the Dolgaya Cave) and creek waters along the Black Sea coast between Tuapse and Psou (Starobogatov, 1962; Schütt, Şeşen, 1993; Palatov, Vinarski, 2015; Vinarski, Kantor, 2016).

– “*Geyeria*” *valvataeformis* Starobogatov, 1962. Stygobiont, known only from the type locality, a spring inside the Krasnoaleksandrovskaya (= Peshchera Ved'm) Cave, Lazarevsky City District, Greater Sochi, Krasnodar Province (Starobogatov, 1962; Vinarski, Kantor, 2016).

– “*Lartetia*” sp. Recorded from the Bolshaya Kazachebrodsckaya (= Verkhne-Mzymtinskaya) Cave, Adlersky City District, Greater Sochi, Krasnodar Province (Birstein, 1950), but actually it seems to concern one of the Transcaucasian species of *Paladilhioptis* (Turbanov et al., 2016a).

– *Paladilhioptis orientalis* Starobogatov, 1962. Stygobiont, known only from the type locality, a spring inside the Krasnoaleksandrovskaya (= Peshchera Ved'm) Cave, Lazarevsky City District, Greater Sochi, Krasnodar Province (Starobogatov, 1962; Vinarski, Kantor, 2016).

– *Paladilhioptis pulcherrima* Starobogatov, 1962. Stygo- and crenobiont, described from a spring inside the Krasnoaleksandrovskaya (= Peshchera Ved'm) Cave, Laz-

arevsky City District, Greater Sochi, Krasnodar Province (Starobogatov, 1962). Inhabiting also helo- and rheocrens along the Black Sea coast between Tuapse and Psou (Starobogatov, 1962; Palatov, Vinarski, 2015; Vinarski, Kantor, 2016).

– *Paladilhioptis subovata* Starobogatov, 1962. Stygobiont, known only from the type locality, a spring inside the Krasnoaleksandrovskaya (= Peshchera Ved'm) Cave, Lazarevsky City District, Greater Sochi, Krasnodar Province (Starobogatov, 1962; Vinarski, Kantor, 2016).

Order **Geophila** Ferrusac, 1821

Family Orculidae Steenberg, 1925

– *Lauria* sp. Likely troglobiont, recorded from the Shirokopokoskaya and Malaya Kazachebrodsckaya caves, Greater Sochi, Krasnodar Province (Birstein, 1950; Ljovuschkin, 1966).

Family Trigonochlamydidae Hesse, 1882

– *Troglolestes sokolovi* Ljovuschkin and Matiokin, 1965. Troglobiont, known only from the type locality, the Vorontsovskaya Cave, Khostinsky City District, Greater Sochi, Krasnodar Province (Ljovuschkin, Matiokin, 1965).

Family Orculidae Steenberg, 1925

– *Euxinolauria vitrea* (Schileyko, 1988). Likely troglobiont, described from the Bolshaya Kazachebrodsckaya (= Verkhne-Mzymtinskaya) Cave near Mzymta River (Schileyko 1988), also recorded from the nearby Malaya Kazachebrodsckaya (= Nizhne-Mzymtinskaya, Akhshtyrskaya) Cave, Adlersky City District, Greater Sochi, Krasnodar Province (Egorov, Greke, 2005).

Family Clausiliidae Gray, 1855

– *Scrobifera taurica* (L. Pfeiffer, 1848). Troglophile, recorded from the Shirokopokoskaya Cave, Khostinsky City District, Greater Sochi, Krasnodar Province, previously referred to as *Clausilia foveicollis* Parr. (Birstein, 1950).

– *Serrulina* sp. Troglophile, recorded from the Beloskalskaya Cave, as well as a cave on the Agura River, Greater Sochi, Krasnodar Province (Ljovuschkin, 1966).

## Family Zonitidae Morch, 1864

– *Conulopolita cavatica* (Riedel, 1966). Troglobiont, described from the Shirokopokosskaya Cave (Khostinsky City District), also known from the nearby Bolshaya Kazachebrodszkaya and Malaya Kazachebrodszkaya caves (Adlersky City District), as well as the Chortova Nora Cave (Khostinsky City District), all in Greater Sochi, Krasnodar Province (Birstein, 1950; Ljovuschkin, 1966; Riedel, 1966; Koval, 2004a).

– *Oxychilus (Longiphallus)* sp. Likely troglophile, recorded from the Shakal'ya, Chortova Nora, Bolshaya Kazachebrodszkaya, Malaya Kazachebrodszkaya, Beloskalskaya, Shirokopokosskaya (=Bozhyey Materi) and Vorontsovskaya caves, all in Greater Sochi, Krasnodar Province (Birstein, 1950; Ljovuschkin, 1966; Koval, 2004a).

Class **Bivalvia** Linnaeus, 1758Order **Veneroida** Adams et Adams, 1856

Family Euglesidae Pirogov et Starobogatov, 1974

– *Euglesa* (s. str.) *personata* (Malm, 1855). Likely stygophile, widespread in Europe, the Caucasus and Asia Minor (Kantor et al., 2010; Vinarski, Kantor, 2016), recorded from wells and springs near Adler, Greater Sochi, Krasnodar Province (Starobogatov, 1962).

– *Euglesa* (s. str.) *cavatica* (Shadin, 1952). Stygobiont, described from a spring inside the Pionerskaya (= Ushchel'naya) Cave in the upper reaches of Vostochnaya (= Bolshaya) Khosta River, Khostinsky City District, Greater Sochi, Krasnodar Province. Reported also from caves in Abkhazia (Starobogatov, 1962; Chertoprud et al., 2016; Vinarski, Kantor, 2016, Turbanov et al., 2016a), but with some minor differences from the typical form.

Phylum **Arthropoda** Siebold, 1848Subphylum **Crustacea** Brünnich, 1772Class **Copepoda** Milne-Edwards, 1840Order **Cyclopoida** Burmeister, 1834

Family Cyclopidae Rafinesque, 1815

– *Acanthocyclops venustus stammeri* (Kiefer, 1930). Stygobiont, interstitial-dweller.

Recorded from the interstitial of Psezuapse River, Lazarevsky City District, Greater Sochi, and in the interstitial of Djubga River near Djubga, Tuapse District, both in the Krasnodar Province (Monchenko, 1984).

– *Diacyclops bisetosus* (Rehberg, 1880). Stygophile, recorded from the Bolshaya Kazachebrodszkaya Cave, Adlersky City District, Greater Sochi, Krasnodar Province (Ljovuschkin, 1966).

– *Paracyclops fimbriatus imminutus* Kiefer, 1929. Stygophile, recorded from a karst spring on the Vostochnaya (= Bolshaya) Khosta River and from the Vorontsovskaya Cave, Khostinsky City District, Greater Sochi, Krasnodar Province (Borutzky, 1950a; Ljovuschkin, 1966).

– *Speocyclops cinctus* Monchenko, 1983. Interstitial of Alibek River, Karachaevo-Cherkessia (Monchenko, 1983).

– *Speocyclops demetiensis* (Scourfield, 1932). Stygobiont, interstitial-dweller. Recorded from the interstitial of Psezuapse, Khosta, Mzymta and Psou rivers in the Krasnodar Province (Monchenko, 1986).

– *Speocyclops lussianus* Borutzky, 1950. Stygobiont, described from the Vorontsovskaya and Pionerskaya (= Ushchel'naya) caves, Khostinsky City District, Greater Sochi, Krasnodar Province (Borutzky, 1950a; Ljovuschkin, 1966).

– *Speocyclops psezuapsensis* Borutzky, 1965. Stygobiont, described from the Kirovskaya Cave, Psezuapse River, Lazarevsky City District, Greater Sochi, Krasnodar Province (Borutzky, 1965).

Order **Harpacticoida** G.O. Sars, 1903

Family Ameiridae Boeck, 1865

– *Nitocrella hirta caucasica* Borutzky, 1967. Stygobiont, described from the Zapovednaya (= Podparapetnaya) Cave, Khostinsky City District, Greater Sochi, Krasnodar Province (Borutzky, 1967a, 1972b).

– *Megastygonitocrella ljovuschkini* (Borutzky, 1967). Stygobiont, described or reported from the Dolgaya and Pionerskaya (= Ushchel'naya) caves near Sochi, and



- from the Krasnoaleksandrovskaya Cave near Lazarevskoe, all in the Krasnodar Province (Borutzky, 1967a, 1972b).
- Family Canthocamptidae Brady, 1880
- *Attheyella crassa* (G.O. Sars, 1863). Stygophile, recorded from the Fanagoriyskaya Cave near Goryachiy Klyuch, from the Krasnoaleksandrovskaya Cave (Lazarevsky City District) and from the Pionerskaya (= Ushchel'naya), Labirintovaya and Dolgaya caves, Khostinsky City District, Greater Sochi, all in the Krasnodar Province (Borutzky, 1948a, 1972b).
  - *Bryocamptus aquaeductus* Borutzky, 1934. Stygobiont, described from a water pipeline in the town of Teberda, Karachaevo-Chechessia (Borutzky, 1934).
  - *Bryocamptus innominatus* Borutzky, 1940. Stygobiont, described from the Pionerskaya (= Ushchel'naya) Cave, Khostinsky City District, Greater Sochi, Krasnodar Province (Borutzky, Mikhailova-Neikova, 1970; Borutzky, 1972b).
  - *Bryocamptus pygmaeus* (G.O. Sars, 1863). Stygophile, recorded from the Dolgaya and Labirintovaya caves, Khostinsky City District, Greater Sochi, Krasnodar Province (Borutzky, 1972b).
  - *Bryocamptus tarnogradskiy* Borutzky, 1934. Stygophile, recorded from the Fanagoriyskaya Cave near Goryachiy Klyuch, from the Krasnoaleksandrovskaya Cave near Lazarevskoe, and from the Labirintovaya, Podparapetnaya (= Zapovednaya) and Tonnel Kuzmenko caves near Khosta, Greater Sochi, all in the Krasnodar Province (Borutzky, 1948a, 1972b; Ljovuschkin, 1966).
  - *Bryocamptus zschokkei caucasicus* Borutzky, 1930. Stygophile, recorded from the Bolshaya Kazachebrodsкая (= Verkhne-Mzymtinskaya), Pionerskaya (= Ushchel'naya), Labirintovaya and Dolgaya caves near Sochi, from the Krasnoaleksandrovskaya Cave near Lazarevskoe, and from the Fanagoriyskaya Cave near Goryachiy Klyuch, all in the Krasnodar Province (Borutzky, 1948a, 1972b).
  - *Bryocamptus hostensis* Borutzky, 1972. Likely stygobiont, described from the Labirintovaya Cave, Khostinsky City District, Greater Sochi, Krasnodar Province (Borutzky, 1972b).
  - *Bryocamptus* sp. The first copepodid instar recorded from the Vorontsovskaya Cave, Khostinsky City District, Greater Sochi, Krasnodar Province (Borutzky, 1952).
  - *Canthocamptus staphylinus* (Jurine, 1820). Stygophile, recorded from the karst waters on the Agura River, Greater Sochi, Krasnodar Province (Ljovuschkin, 1966).
  - *Pilocamptus georgevitchi* (Chappuis, 1924). Stygobiont, recorded from the Krasnoaleksandrovskaya Cave (Lazarevsky City District), from the Dolgaya, Labirintovaya and Nikity caves, Greater Sochi, Krasnodar Province (Borutzky, Mikhailova-Neikova, 1970; Borutzky 1972b).
  - *Elaphoidella bidens coronata* (G.O. Sars, 1904). Stygophile, discovered in the interstitial (Chappuis pit) of Mzymta River at Adler, Greater Sochi, Krasnodar Province (Borutzky, 1972b).
  - *Elaphoidella czerkessica* Borutzky, 1972. Stygobiont, described from the Pionerskaya (= Ushchel'naya) Cave, Khostinsky City District, Greater Sochi, Krasnodar Province (Borutzky, 1972b).
  - *Moraria operculata* Borutzky, 1948. Stygobiont, described from the Bolshaya Kazachebrodsкая (= Verkhne-Mzymtinskaya) and Dolgaya caves, as well as from the interstitial (Chappuis pit) at a bank of the Mzymta River, all in Greater Sochi, Krasnodar Province (Borutzky, 1948a, 1972b).
  - *Moraria hostensis* Borutzky, 1972. Stygobiont, described from the Zapovednaya (= Podparapetnaya) Cave, Khostinsky City District, Greater Sochi, Krasnodar Province (Borutzky, 1972b).
  - *Moraria poppei* (Mrazek, 1893). Stygobiont, recorded from the Dolgaya Cave, Khostinsky City District, Greater Sochi, Krasnodar Province (Borutzky, 1972b).
  - *Moraria varica* (Graeter, 1910). Stygobiont, recorded from the Fanagoriyskaya



Cave near Goryachiy Klyuch and from the Labitintovaya Cave, Khostinsky City District, Greater Sochi, both in the Krasnodar Province (Borutzky, 1972b).

– *Moraria* sp. Nauplia recorded from the Dolgaya Cave, Khostinsky City District, Greater Sochi, Krasnodar Province (Borutzky, 1972b).

Family Parastenocarididae Chappuis, 1940

– *Parastenocaris tenuis* Borutzky, 1948. Stygobiont, described from the Fanagoriyskaya Cave near Goryachiy Klyuch, Krasnodar Province (Borutzky, 1948a, 1972b).

– *Parastenocaris* sp. Stygobiont, recorded from the interstitial waters on the banks of Mzymta River (Ljovuschkin, 1966).

Class **Ostracoda** Latreille, 1802

Order **Podocopida** G.O. Sars, 1866

Family Candonidae Kaufmann, 1900

– *Trapezicandona ljovuschkini* (Rudjakov, 1963). Stygobiont, described and still known only from the Krasnoaleksandrovskaya (= Peshchera Ved'm) Cave, Lazarevsky City District, Greater Sochi, Krasnodar Province (Rudjakov, 1963).

– *Candona* sp. Recorded without an exact species identification from the Krasnoaleksandrovskaya (= Peshchera Ved'm) Cave (Lazarevsky City District) and the Labirintovaya Cave (Khostinsky City District), both in Greater Sochi, Krasnodar Province (Rudjakov, 1963).

Family Cyprididae Baird, 1845

– *Cypria reptans* Bronstein, 1928. Crenobiont, found in the Dolgaya Cave, Khostinsky City District, Greater Sochi, Krasnodar Province (Rudjakov, 1963).

Family Limnocytheridae Klie, 1938

– *Kovalevskiella (Cordocythere) rudjakovi* (Danielopol, 1969). Stygobiont, described and still known only from the Krasnoaleksandrovskaya (= Peshchera Ved'm) Cave, Lazarevsky City District, Greater Sochi, Krasnodar Province (Danielopol, 1969). Earlier referred to as *Metacypris* sp. (Rudjakov, 1963).

Class **Malacostraca** Latreille, 1817

Superorder **Syncarida** Packard, 1885

Order **Bathynellacea** Chappuis, 1915

Family Bathynellidae Grobbon, 1904

– *Antrobathynella stammeri ciscaucasica* (Birstein et Ljovuschkin, 1964). Stygobiont, interstitial-dweller, described from a spring in the Fanagoriyskaya Cave near Goryachiy Klyuch, Krasnodar Province (Birstein, Ljovuschkin, 1964, 1967b; Serban, 1993).

– *Bathynella natans natans* Vejdovsky, 1882. Stygobiont, interstitial-dweller, discovered in a waterbody inside the Pionerskaya (= Ushchel'naya) Cave, upper reaches of Vostochnaya (= Bolshaya) Khosta River, Greater Sochi, Krasnodar Province (Birstein, Ljovuschkin, 1967b).

Order **Isopoda** Latreille, 1817

Suborder **Asellota** Latreille, 1803

Family Asellidae Latreille 1803, sensu Rafinesque-Schmaltz, 1815

– *Proasellus linearis* (Birstein, 1967). Stygobiont, described from a spring at Evstafieva Shchel' near Gelendjik, Krasnodar Province (Birstein, 1967). There are also records of *P. cf. linearis* from near Tuapse, in springs and oozing waters in the valleys of Agoy and Nebug rivers, as well as in streams of Kadosh Park where the animals are washed out from subterranean waters during strong rain flashes (Sokolova, Palatov, 2015).

– *Proasellus ljovuschkini* (Birstein, 1967). Stygobiont, described from a karst vaucluse in the lower reaches of Khosta River, Greater Sochi, Krasnodar Province (Birstein, 1967).

– *Proasellus similis* (Birstein, 1967). Stygobiont, described from a waterbody inside the Nikity Cave in the Psakho River basin, a tributary of Kudepsta River, Greater Sochi, Krasnodar Province (Birstein, 1967).

– *Proasellus* sp. (Fig. 5A). Stygobiont, possibly a new species, recorded from the August Cave, Adlersky City District, Greater Sochi, Krasnodar Province (Turbanov et al., 2016a).

Family Microparasellidae Karaman, 1933

– *Microcharon tantalus* Birstein et Ljovuschkin, 1965. Stygobiont, described from



Fig. 5. Some stygo- or trogllobiont crustaceans in nature (all caves from Greater Sochi, Krasnodar Province). A — *Proasellus* sp., a stygobiont water louse from the Avgust Cave; B — *Ligidium cavaticum* Borutzky, 1950, a trogllobiont wood louse from the Giganov Cave; C — *Niphargus* sp., a stygobiont amphipod from the Gigantov Cave; D — *Trogllocaris (Xyphocaridinella) jusbaschjani* Birstein, 1948, a stygobiont shrimp from sulphurous springs on the Agura River. All pictures by Ilya Turbanov.

Рис. 5. Некоторые стиго- и троглобионтные ракообразные в природе (все пещеры из Большого Сочи, Краснодарский край). А — *Proasellus* sp., стигобионтный водяной ослик из пещеры Август; В — *Ligidium cavaticum* Borutzky, 1950, троглобионтная мокрица из пещеры Гигантов; С — *Niphargus* sp., стигобионтный бокоплав из пещеры Гигантов; D — *Trogllocaris (Xyphocaridinella) jusbaschjani* Birstein, 1948, стигобионтная креветка из серных ручьев у реки Агура. Все фотографии Ильи Турбанова.

the interstitial of Mzymta River, Greater Sochi, Krasnodar Province (Birstein, Ljovuschkin, 1965).

Suborder **Oniscidea** Latreille, 1802

Family Ligiidae Brandt, 1883

– *Ligidium zaitzevi* Borutzky, 1950. Troglophile, described from a series of syntypes stemming from the Vorontsovskaya Cave, Khostinsky City District, Greater Sochi, Krasnodar Province, as well as the Mikhailovskaya Cave and the cave near Venetian Bridge, both latter near Sukhum, Abkhazia (Borutzky, 1950b, 1972a).

– *Ligidium hypnorum* (Cuvier, 1792). Troglophile, recorded for the Shirokopokoskaya Cave, Greater Sochi, Krasnodar Province (Borutzky, 1950b, 1972a).

– *Ligidium cavaticum* Borutzky, 1950 (Fig. 5B). Trogllobiont, described from a series of syntypes coming from the Pervomayskaya, Podzemnaya Khosta, Shirokopokoskaya (= Bozhyey Materi), Vorontsovskaya, Beloskalskaya, Navalishinskaya, Partizanskaya, Pionerskaya (= Ushchel'naya), Zapovednaya (= Podparapetnaya), Malaya Kazachebrodskaya, Bolshaya Kazachebrod-

skaya, Kamenskaya and Giganov (new data) caves, all in Greater Sochi, Krasnodar Province (Borutzky, 1950b, 1972a; Ljovuschkin, 1966).

Family Buddelundiellidae Verhoeff, 1930

– *Pseudobuddelundiella hostensis* Borutzky, 1967. Troglobiont, described from the Labirintovaya and Pionerskaya (= Ushchel'naya) caves, Greater Sochi, Krasnodar Province (Borutzky, 1967b, 1972a).

– *Pseudobuddelundiella ljovuschkini* Borutzky, 1967. Troglobiont, described from the Kirovskaya Cave, Lazarevsky City District, Psezuapse River, Krasnodar Province (Borutzky, 1967b, 1972a).

Family Trichoniscidae Sars, 1899

– *Caucasocyphonethes cavaticus* Borutzky, 1948. Troglobiont, represented by 4 subspecies from caves on the Mzymta, Khosta and Kudepsta rivers, Greater Sochi, Krasnodar Province: *C. c. cavaticus* Borutzky, 1948 from the Malaya Kazachebrodskaya Cave; *C. c. chostensis* Borutzky, 1948 from the Podzemnaya Khosta and Beloskalskaya caves; *C. c. msymticus* Borutzky, 1948 from the Bolshaya Kazachebrodskaya Cave; and *C. c. adlerensis* Borutzky, 1948 from the Shirokopokosskaya and Nikity caves (Borutzky, 1948b, 1972a).

– *Psachonethes czerkessicus* Borutzky, 1969. A troglomorphic species described from a cave on the Psakho River, a tributary of Kudepsta River, Greater Sochi, Krasnodar Province (Borutzky, 1969c, 1972a).

– *Trichoniscus pygmaeus tuapsensis* Borutzky, 1972. Troglobiont, described from a cave on the Psebe River, Tuapse District, Krasnodar Province (Borutzky, 1972a).

– *Trichoniscus* sp. A record is available of a troglomorphic woodlouse from the Shirokopokosskaya Cave, Khostinsky City District, Greater Sochi, Krasnodar Province (Borutzky, 1972a).

Family Cylisticidae Verhoeff, 1949

– *Cylisticus birsteini* Borutzky, 1961. Troglophile, described from a cave on the Psakho River, a tributary of Kudepsta River, recorded from the Navalishinskaya (= Mu-

zeynaya) and Podzemnaya Khosta (= Khostinskaya Mokraya) caves, Greater Sochi, Krasnodar Province (Borutzky, 1961, 1972a; Ljovuschkin, 1966).

Order **Amphipoda** Latreille, 1816

Family Crangonyctidae Bousfield, 1973

– *Lyurella shepsiensis* Sidorov, 2015. Stygo- and crenobiont, described from springs in the Shepsi River basin (Sidorov 2015), also recorded in springs of the Ashe River basin near Kalezh and in the Krasnoaleksandrovskaya Cave (Lazarevsky City District), all in the Krasnodar Province (Sokolova, Palatov, 2015).

Family Niphargidae Bousfield, 1977

– *Niphargus abchasicus* Martynov, 1932. Stygophile, described from springs in the interfluvium of Khosta and Kudepsta rivers, Greater Sochi, Krasnodar Province (Martynov, 1932), also recorded there later (Ljovuschkin 1963), as well as from springs within and near Sochi (Derzhavin, 1945).

– *Niphargus caelestis* G.S. Karaman, 1982 (= *N. stygius longidactylus* Birstein, 1952). Stygobiont, described from the Pionerskaya (= Ushchel'naya) Cave, Greater Sochi, Krasnodar Province (Birstein, 1952). According to the Code of Zoological Nomenclature the original name was changed since "*longidactylus*" had been preoccupied by *N. kochianus longidactylus* Ruffo, 1937, from springs at Verona, Italy (Karaman, 1982).

– *Niphargus cubanicus* Birstein, 1954. Likely stygophile, described from a well-warmed fish pond at Goryachiy Klyuch, Krasnodar Province (Birstein, 1954).

– *Niphargus krasnodarus* Karaman, 2012. Stygobiont, described from the Fanagoriyskaya Cave near Goryachiy Klyuch, Krasnodar Province (Karaman, 2012).

– *Niphargus latimanus* Birstein, 1952 (= *N. stygius latimanus* Birstein, 1952). Stygobiont, described from a stream in the Vorontsovskaya Cave, Greater Sochi, Krasnodar Province (Birstein, 1952). Morphologically similar forms recorded also from springs near Tuapse (Sokolova, Palatov, 2015).



- *Niphargus* cf. *magnus* Birstein, 1940. Stygobiont, a possibly new species morphologically similar to *N. magnus*, found in springs near Tuapse, Krasnodar Province (Sokolova, Palatov, 2015).
- *Niphargus potamophilus* Birstein, 1954. Likely stygophile, described from experimental fish ponds in the mouth of Don River near the city of Rostov-on-Don, Rostov Region, as well as in Akhtyrskie fish ponds in the mouth of Kuban River, Abinsk District, Krasnodar Province (Birstein, 1954).
- *Niphargus pseudolatimanus* Birstein, 1952 (= *N. stygius pseudolatimanus* Birstein, 1952). Stygobiont, described from a stream inside the Labirintovaya (= Novaya) Cave, Greater Sochi, Krasnodar Province (Birstein, 1952).
- *Niphargus smirnovi* Birstein, 1952. Stygophile, described from the Bolshaya Kazachebrodszkaya (= Verkhne-Mzymtinskaya) Cave in the valley of Mzymta River, Greater Sochi, Krasnodar Province (Birstein, 1952). Subsequently recorded in springs of Khosta, Kudepsta and Psou rivers, as well as in the Vorontsovskaya, Labirintovaya, Dolgaya, Pionerskaya (= Ushchel'naya) and Podzemnaya Khosta caves in the same region. The species is thereby fairly variable, each river basin and cave system supporting its own unique morphotype. Perhaps we face a group of closely related species (Ljovuschkin, 1963).
- *Niphargus submersus* (Derzhavin, 1945) (= *Martynovia submersa* Derzhavin, 1945). Stygophile, described from Sochinka River under a bridge in the town of Greater Sochi, Krasnodar Province (Derzhavin, 1945). Subsequently recorded in springs in the Vostochnaya (= Bolshaya) Khosta River basin (Ljovuschkin, 1963).
- *Niphargus* sp. (Fig. 5C). Stygobiont, possibly a new species, recorded from the Gigantov Cave in the Alek Massif, Greater Sochi, Krasnodar Province (new data).
- Family Typhlogammaridae Bousfield, 1977
- *Zenkevitchia* sp. Stygobiont, a new, yet undescribed species recorded in the Avgust Cave, Adlersky City District, Greater Sochi, Krasnodar Province (Turbanov, Marin, 2015, 2017).
- Order **Decapoda** Latreille, 1802
- Infraorder **Caridea** Dana, 1852
- Family Atyidae De Haan, 1849
- *Troglocaris* (*Xyphocaridinella*) *jusbashjani* Birstein, 1948 (Fig. 5D). Described and still known only from the type locality, i.e. hydrogen sulfide springs on the Agura River, Greater Sochi, Krasnodar Province (Birstein, 1948; Marin, Sokolova, 2014).
- Infraorder **Brachyura** Linnaeus, 1758
- Family Potamidae Ortmann, 1896
- *Potamon ibericum tauricum* (Czerniavsky, 1884). Possibly troglophile, recorded from the Chortova Nora Cave, Agura River, Greater Sochi, Krasnodar Province (Koval, 2004a).
- Class **Arachnida** Cuvier, 1812
- Order **Aranei** Clerck, 1758
- There seem to be no troglobitic spiders not only in the Russian Caucasus, but across the entire former Soviet Union (Turbanov et al., 2016b).
- Family Agelenidae C.L. Koch, 1837
- *Tegenaria abchasica* Charitonov, 1941. Troglophile, recorded from the Beloskal'skaya Cave, Khostinsky City District, Greater Sochi, Krasnodar Province (Turbanov, Nadolny, 2017).
- *Tegenaria pontica* Charitonov, 1947. Troglophile, described from the Fanagoriyskaya Cave near Goryachiy Klyuch, Krasnodar Province (Charitonov, 1947).
- *Tegenaria* sp. Troglophile, a record is available of a closer unidentified species from the Chortova Nora Cave, Khostinsky City District, Greater Sochi (Koval, 2004a).
- Family Hahniidae Bertkau, 1878
- *Iberina ljovuschkini* Pichka, 1965. Troglophile, described from the Shakal'ya Cave, Lazarevsky City District, Greater Sochi, Krasnodar Province (Pichka, 1965).
- Family Linyphiidae Blackwall, 1859
- *Troglohyphantes birsteini* Charitonov, 1947. Troglophile, described from the Bolshaya Kazachebrodszkaya and Malaya Kazachebrodszkaya caves, Greater Sochi,

- Krasnodar Province (Charitonov, 1947). Further records concern the Chortova Nora, Labirintovaya, Vorontsovskaya and Ametist caves, as well as a cave on Kamenka River, all in the same region (Pichka, 1965; Koval, 2004a; Turbanov, Nadolny, 2017).
- Family Nesticidae Simon, 1894
- *Aituaria pontica* (Spassky, 1932) (= *Nesticus ponticus* Spassky, 1932). Troglophile, described from a wine cellar at Khosta, Greater Sochi, Krasnodar Province (Spassky 1932). Later recorded from the Bolshaya Kazachebrodsкая, Chortova Nora and Ametist caves in the same region, as well as in a cave in the middle flow of Psakho River and a karst pit on Agura River, both also in the Krasnodar Province (Charitonov, 1947; Pichka, 1965; Koval, 2004a; Turbanov, Nadolny, 2017).
  - *Carpathonesticus birsteini* (Charitonov, 1947). Troglophile, described from the Podzemnaya Khosta (in the publication of Charitonov it is indicated as Khostinskaya Mokraya) Cave, Greater Sochi, Krasnodar Province (Charitonov, 1947). Subsequently found in the Akhunskaya, Beloskal'skaya, Vorontsovskaya, Labirintovaya (= Novaya), Kamenskaya and Dolgaya caves, as well as in a cave on the Agura River in the same region (Pichka, 1965; Ljovuschkin, 1966; Koval, 2004a, b; Turbanov, Nadolny, 2017).
  - *Carpathonesticus ljevuschkini* (Pichka, 1965). Troglophile, described from the Shakal'ya Cave, Lazarevsky City District, Greater Sochi, Krasnodar Province (Pichka, 1965).
  - *Carpathonesticus zaitzevi* (Charitonov, 1939). Troglophile, recorded from the Baribana Cave in the Alek Massif, Greater Sochi, Krasnodar Province (Turbanov, Nadolny, 2017).
  - *Carpathonesticus* sp. Troglophile, recorded from the Beloskal'skaya Cave, Greater Sochi, Krasnodar Province (Turbanov, Nadolny, 2017).
- Family Pholcidae C.L. Koch, 1851
- *Hoplopholcus longipes* (Spassky, 1934). Troglophile, described from a wine cellar at Khosta, Greater Sochi, Krasnodar Province (Spassky, 1934). Subsequently recorded in the Bolshaya Kazachebrodsкая (= Verkhne-Mzymtinskaya), Shirokopokosskaya, Beloskal'skaya and BS-2 caves, all in the same region (Charitonov 1941; Turbanov, Nadolny, 2017).
- Family Tetragnathidae Menge, 1866
- *Meta bourneti* Simon, 1922. Troglophile, recorded from the Chortova Nora Cave, Khostinsky City District, Greater Sochi (Koval, 2004a), widespread in Europe.
  - *Metellina merianae* (Scopoli, 1763). Troglophile, recorded from the Fanagoriyskaya and Shirokopokosskaya caves in the Krasnodar Province (Charitonov, 1947), widespread in Europe.
- Order Pseudoscorpiones De Geer, 1778
- Family Neobisiidae Chamberlin, 1930
- *Neobisium (Neobisium) speleophilum* Krumpal, 1986. Troglóbiont, first recorded without an exact species identification from the Dolgaya and Pionerskaya caves in the Vorontsovka Massif near Adler, Greater Sochi, Krasnodar Province (Birstein, Ljovuschkin, 1960), later described (Krumpal, 1986).
  - *Neobisium* sp. (Fig. 6A). Several records are available from caves in the Krasnodar Province: Shkol'naya and Gigantov (new data) in the Alek Massif, Pechal'naya in the Dzykhra Massif, and Dolgaya, Pionerskaya (= Ushchel'naya), Labirintovaya (Khostinsky City District), Greater Sochi (Ljovus-

---

пещеры Гигантов; В — *Nemaspela sokolovi* (Ljovuschkin et Starobogatov, 1963), троглобионтный сенокосец из пещеры Гигантов; С — *Heterocauseuma feminaepectorum* Antić et Makarov, 2016, троглобионтная двупарноногая многоножка из пещеры Гигантов; D — *Dolichopoda euxina* Semenov, 1901, троглофильный кузнечик из пещеры Ахунская; E — *Caucasaphaenops molchanovi* Belousov, 1999, троглобионтный жук-жуелица из пещеры Гигантов; F — *Seracamaurops komarovi* Hlaváč, Kodada et Koval, 1999, троглобионтный жук-ошупник из пещеры Гигантов. Все фотографии Ильи Турбанова.






Fig. 6. Some troglobiont or troglophile arthropods in nature (all caves from Greater Sochi, Krasnodar Province). A — *Neobisium* sp., a troglobiont false scorpion from the Gigantov Cave; B — *Nemaspela sokolovi* (Ljovuschkin et Starobogatov, 1963), a troglobiont harvestman from the Gigantov Cave; C — *Heterocaucaseuma feminaepectorum* Antić et Makarov, 2016, a troglobiont millipede from the Gigantov Cave; D — *Dolichopoda euxina* Semenov, 1901, a troglophile grasshopper from the Akhunskaya Cave; E — *Caucasaphaenops molchanovi* Belousov, 1999, a troglobiont carabid beetle from the Gigantov Cave; F — *Seracamaurops komarovi* Hlaváč, Kodada et Koval, 1999, a troglobiont pselaphid beetle from the Gigantov Cave. All pictures by Ilya Turbanov.

Рис. 6. Некоторые троглобионтные и троглофильные членистоногие в природе (все пещеры из Большого Сочи, Краснодарский край). А — *Neobisium* sp., троглобионтный ложноскорпион из

chkin, 1966; Dashdamirov, Schawaller, 1992; Turbanov *et al.*, 2016b).

Order **Opiliones** Sundevall, 1833

Family Nemastomatidae Simon, 1872

– *Histicostoma caucasicum* (Redikorzev, 1936). Likely troglophile, Caucasian endemic, recorded from the Fanagoriyskaya Cave near Goryachiy Klyuch, Krasnodar Province (Martens, 2006).

– *Nemaspela abchasica* (Ljovuschkin *et Starobogatov*, 1963). Troglobiont, recorded from the Beloskal'skaya, Kolokol'naya and Akhunskaaya caves, Greater Sochi, Krasnodar Province (Martens, 2006; Chemeris, 2009).

– *Nemaspela kovali* Chemeris, 2009. Troglobiont, described from the Fontanka, Omega-12, Omega-15 and Otte-Shik caves in Kabardino-Balkaria (Chemeris, 2009).

– *Nemaspela sokolovi* (Ljovuschkin *et Starobogatov*, 1963) (Fig. 6B). Troglobiont, known from a few caves in the Greater Sochi region (Dolgaya, Labirintovaya, Vorontsovskaya and Gigantov (new data)), anophthalmic with elongated appendages (Ljovuschkin, Starobogatov, 1963; Martens, 2006; Chemeris, 2009).

– *Nemaspela* sp. Troglobiont, without an exact species identification recorded from the Akhunskaaya Cave, Greater Sochi, Krasnodar Province (Koval, 2004b).

Family Phalangiidae Latreille, 1802

– *Nelima pontica* Charitonov, 1941. Likely troglophile, recorded from the Shirokopokosskaya, Bolshaya Kazachebrodskaaya (= Verkhne-Mzymtinskaya) and Malaya Kazachebrodskaaya (= Nizhnyaya Kazachebrodskaaya, Nizhne-Mzymtinskaya) caves, Greater Sochi, Krasnodar Province (Charitonov, 1947; Ljovuschkin, Starobogatov, 1963; Ljovuschkin, 1966).

Subclass **Acari** Leach, 1817

Superorder **Acariformes** Zakhvatkin, 1952

Order **Sarcoptiformes** Reuter, 1909

Suborder **Oribatida** Van der Hammen, 1968

Family Phthiracaridae Perty, 1841

– *Phthiracarus globosus* (C.L. Koch, 1841). Troglophile, recorded from the Voronts-

ovskaya Cave, Khostinsky City District, Greater Sochi, Krasnodar Province (Ljovuschkin, 1966).

Superorder **Parasitiformes** Reuter, 1909

Order **Mesostigmata** Canestrini, 1891

Suborder **Ixodoidea** Leach, 1815

Family Ixodidae C.L. Koch, 1844

– *Ixodes vespertilionis* C.L. Koch, 1844. A parasite of bats, recorded from the Pionerskaya (= Ushchel'naya) and Dolgaya caves, Greater Sochi, Krasnodar Province (Ljovuschkin, 1966).

Subphylum **Tracheata** Haeckel, 1866

Class **Chilopoda** Latreille, 1817

Order **Lithobiomorpha** Pocock, 1895

Family Lithobiidae Newport, 1844

– *Harpolithobius perplexus* Zalesskaja, 1973. Troglophile, recorded from the Chortova Nora Cave, Greater Sochi, Krasnodar Province (Koval, 2004a).

– *Lithobius liber* Lignau, 1903. Troglophile, recorded from the Chortova Nora Cave, Greater Sochi, Krasnodar Province, but perhaps belongs to a different species (Volkova, 2015).

– *Lithobius reconditus* Zalesskaja, 1973. Troglophile, recorded from the Pionerskaya (= Ushchel'naya) Cave, Greater Sochi, Krasnodar Province (Zalesskaja, 1973a, b, 1978).

– *Lithobius stuxbergii* Sselivanoff, 1881. Troglophile, recorded from the Vorontsovskaya, Shirokopokosskaya and Chortova Nora caves, all in Greater Sochi, Krasnodar Province (Zalesskaja, 1963, 1973a, b, 1978; Koval, 2004a).

Class **Diplopoda** de Blainville in Gervais, 1844

Order **Glomerida** Leach, 1814

Family Glomeridellidae Cook, 1896

– *Typhloglomeris caucasica* Golovatch, 1975. Troglophile, recorded from several caves near Sochi, Krasnodar Province (Partizanskaya, Dolgaya, Vorontsovskaya *et al.*) (Golovatch, 1975), but then found epigeically at Khosta (Golovatch, Chumachenko, 2013).

Family Glomeridae Leach, 1815

– *Trachysphaera costata* (Waga, 1857). Troglophile, widespread across Central,

Eastern and Southern Europe, as well as Anatolia to northwestern Iran, recorded from a cave in Crimea, from the Fanagoriyskaya Cave near Goryachiy Klyuch, and from a karst funnel at Shedok, both Krasnodar Province (Golovatch, 1990).

– *Trachysphaera minuta* Golovatch, 1976. Troglophile, known from two caves near Sochi — Partizanskaya, Malaya Kazachebrodszkaya (= Nizhne-Kazachebrodszkaya), as well as epigeically across much of the Caucasus (Russia, Georgia and Azerbaijan) (Golovatch, 1990).

– *Hyleoglomeris* sp. Troglophile or troglaxene, from a tectonic cave in the upper basin of Psebe River, Tuapse District, Krasnodar Province (Golovatch, 1984–1985).

#### Order **Chordeumatida** Pocock, 1894

Family Anthroleucosomatidae Verhoeff, 1899

– *Caucaseuma elephantum* Antić et Makarov, 2016. Troglobiont, known only from the Yuzhnyi Slon Cave, Mt Dzentu, ca 1800 m a.s.l., Karachaevo-Cherkesskaya Republic, northern Caucasus; body yellowish white, 11–12 ocelli in 3–4 rows (Antić, Makarov, 2016).

– *Caucaseuma fanagoriyskaya* Antić et Makarov, 2016. Troglobiont, known only from the Fanagoriyskaya Cave near Goryachiy Klyuch, Krasnodar Province; body greyish yellow with a brown head, 21–24 ocelli in 6 rows (Antić, Makarov, 2016).

– *Caucaseuma lohmanderi* Strasser, 1970. Likely troglobiont, frequent in caves in the western Caucasus (near Sochi, Krasnodar Province): Baribana, Labirintovaya, Navalishinskaya (= Muzeynaya), Vorontsovskaya, and since the description, Ametist Cave (Western Akhtsu Mts), Akhunszkaya, Partizanskaya, Dolgaya, Shirokopokoskaya (= Bozhyey Materi), Tisovaya (perhaps this is the Zapovednaya Cave) caves (Strasser, 1970; Antić, Makarov, 2016).

– *Caucaseuma minellii* Antić et Makarov, 2016. Likely troglobiont, known only from the Sukhaya and Bolshaya Azishskaya caves, both near Sochi, Krasnodar Prov-

ince; body yellowish white, 22–24 ocelli in 6 rows (Antić, Makarov, 2016).

– *Heterocauseuma feminaepectorum* Antić et Makarov, 2016 (Fig. 6C). Likely troglobiont, from the Krasnoyarskaya and Pechalnaya caves, both in the Dzykhra karst massif, and the Osennyaya, Medvezhaya and Gigantov caves in the Alek Massif, Greater Sochi, Krasnodar Province; body yellowish white, 10–18 ocelli in 3–4 rows (Antić, Makarov, 2016; Antić et al., 2018).

– *Metamastigophorophyllon giljarovi* (Lang, 1959). Troglophile, widespread along the Black Sea coast from Tuapse to Abkhazia, recorded also from the Shirokopokoskaya (= Bozhyey Materi, = Our Lady) Cave, Greater Sochi, Krasnodar Province (Antić, Makarov, 2016).

#### Order **Julida** Brandt, 1833

Family Blanulidae C.L. Koch, 1847

– *Nopoiulus* (s. str.) *ammonites* Enghoff, 1984. Likely troglobiont, described from the Ammonitovaya Cave near Shedok, Psebai District, Krasnodar Province (Enghoff 1984), later recorded from the nearby Dedova Cave (Golovatch, Enghoff, 1990).

– *Nopoiulus* (s. str.) *kochii* (Gervais, 1847). Troglophile, abundant populations observed in the Bolshaya Kazachebrodszkaya and Shirokopokoskaya caves near Sochi, Krasnodar Province (Golovatch, 1981, 1984/85; Golovatch, Enghoff, 1990).

Family Julidae Leach, 1814

– *Archileucogeorgia* sp. Troglophile?, recorded from the Fanagoriyskaya Cave near Goryachiy Klyuch, Krasnodar Province (Ljovuschkin, 1966).

– *Cylindroiulus placidus* (Lignau, 1903). Troglophile, widespread across the western Caucasus, including a record from the Meshok Cave, Maikopsky District, Adygea Republic (Lohmander, 1936).

– *Cylindroiulus pterophylacum* Read, 1992. Troglophile, widespread across the western Caucasus, including a record from the Beloskal'skaya Cave, Khostinsky City District, Greater Sochi, Krasnodar Province (Read, 1992).



– *Cylindroiulus schestoperovi* Lohmander, 1932. Troglophile, widespread across the western Caucasus, including records from the Beloskal'skaya Cave, Khostinsky City District, Greater Sochi, Krasnodar Province, and a cave in western Georgia (Read, 1992).

Order **Polydesmida** Peach, 1815

Family Polydesmidae Peach, 1815

– *Brachydesmus furcatus* Lohmander, 1936. Troglophile, widespread across the north-western Caucasus, including records from the Fanagoriyskaya Cave near Goryachiy Klyuch, the Baribana and Akhunskaaya caves (Golovatch *et al.*, 2016), as well as the Medvezhya Cave (new data) near Sochi.

Family Paradoxosomatidae Daday, 1889

– *Strongylosoma kordylamythrum* Attems, 1898. Troglophile, widespread across the Caucasus, also recorded from the Psebe Cave near Tuapse, as well as the Shirokopolokosskaya (= Bozhyey Materi) and Labirintovaya caves, Khostinsky City District, Greater Sochi, Krasnodar Province, and a cave in Abkhazia (Evsyukov *et al.*, 2016).

Family Trichopolydesmidae Verhoeff, 1910

– *Caucasodesmus inexpectatus* Golovatch, 1985. Troglobiont, unpigmented, antennae and legs elongated, from the Nyvdjinlagat (= Tagardonskaya) Cave in North Ossetia (Golovatch, 1984–1985).

Superclass **Hexapoda** Blainville, 1816

Class **Collembola** Lubbock, 1870

Order **Poduromorpha** Börner, 1913, sensu D'Haese, 2002

Superfamily **Hypogastruroidea** Salmon, 1964, sensu Deharveng, 2004

Family Hypogastruridae Börner, 1906

– *Typhlogastrura preobrazhenskyi* Babenko, 1987. Troglobiont, described from the Shuby-Nykhasskaya Cave in North Ossetia (Babenko, 1987).

Order **Entomobryomorpha** Börner, 1916, sensu Soto-Adames *et al.*, 2008

Superfamily **Tomoceroidae** Szeptycki, 1979

Family Tomoceridae Schäffer, 1896

– *Plutomurus jeleznovodskii* Kniss *et Thibaud*, 1999. Troglobiont with traits of tro-

glomorphism, described from a cave near Zheleznovodsk, Stavropol' Province (Kniss, Thibaud, 1999; Kniss, 2006).

– *Plutomurus kelasuricus* Martynova, 1969. Troglophile devoid of distinct troglomorphic features, recorded from the Baribana Cave, Alek Massif, Greater Sochi, Krasnodar Province (Kniss, Thibaud, 1999; Kniss, 2006).

– *Plutomurus sorosii* Kniss *et Thibaud*, 1999. Troglobiont with traits of troglomorphism, described from a cave in the Teberda Nature Reserve, Karachaevo-Cherkessia (Kniss, Thibaud, 1999; Kniss, 2006).

Class **Insecta** Linnaeus, 1758

Order **Plecoptera** Burmeister, 1839

Family Leuctridae Klapálek, 1905

– *Leuctra furcatella* Martynov, 1928. Troglaxene. Larvae and adults recorded from the grotto part of the Krasnoaleksandrovskaya Cave, Lazarevsky City District, Greater Sochi, Krasnodar Province (Palatov, Sokolova, 2015).

Family Nemouridae Newman, 1853

– *Nemoura elegantula* Martynov, 1928. Troglaxene. Larvae and adults recorded from the grotto part of the Krasnoaleksandrovskaya Cave, Lazarevsky City District, Greater Sochi, Krasnodar Province (Palatov, Sokolova, 2015).

Order **Orthoptera** Latreille, 1793

Family Rhabdophoridae Walker, 1869

– *Dolichopoda euxina* Semenov, 1901 (Fig. 6D). Troglophile. Described from caves in the Caucasus (Semenov, 1901), being very common there. Known from caves in the Adygea Republic (Shapovalov *et al.*, 2015), the Krasnodar Province, Abkhazia, western Georgia (Satunin, 1912; Birstein, Lopashov, 1940; Zaitsev, 1948; Birstein, 1950; Barjadze *et al.*, 2015) and South Ossetia (Bey-Bienko, 1965, 1969), altogether over 40 records.

Order **Trichoptera** Kirby, 1813

Suborder **Annulipalpia** Martynov, 1924

Family Polycentropodidae Ulmer, 1903

– *Plectrocnemia* sp. sensu Lepneva, 1940. Possible troglophile. In the Krasnodar Prov-



ince, recorded from the Dolgaya Cave, Greater Sochi. Larvae live under stones and in weak currents (Lepneva, 1940; Palatov, Sokolova, 2015).

Order **Coleoptera** Linnaeus, 1758

Family Carabidae Latreille, 1802

– *Caucasaphaenops molchanovi* Belousov, 1999 (Fig. 6E) Troglobiont from the Sokolova and Gigantov (new data) caves, Greater Sochi, Krasnodar Province (Belousov, 1999).

– *Caucasorites kovali* Belousov, 1999. Troglobiont from the Akhunsкая Cave, Greater Sochi, Krasnodar Province (Belousov, 1999).

– *Caucasorites kovali amplicolis* Belousov, 1999. Troglobiont from the Psakho Cave, Greater Sochi, Krasnodar Province (Belousov, 1999).

– *Caucasorites shchurovi* Belousov et Zamotajlov, 1997. Troglobiont from the Entomologicheskaya Cave, Lazarevsky City District, Greater Sochi, Krasnodar Province (Belousov, Zamotajlov, 1997).

– *Caucasorites victori* Belousov, 1999. Troglobiont from the Akhunsкая Cave, Khostinsky City District, Greater Sochi, Krasnodar Province (Belousov, 1999).

– *Cimmerites circassicus* Reitter, 1888. A troglomorphic species not yet encountered in caves. Described from mountain regions of the Krasnodar Province, between Tuapse and Sochi. Characterized by reduced eyes and an unpigmented tegument (Reitter, 1888–1889; Winkler, 1926), likely adapted to the MSS.

– *Cimmerites kryzhanovskii* Belousov, 1999. Possible troglobiont, described from the Malaya Kazachebroskaya Cave, Adlersky City District, Greater Sochi, Krasnodar Province (Belousov, 1999).

– *Cimmerites maximovitchi* Belousov and Koval, 2011. Possible troglobiont, described from the Akhunsкая and Labirintovaya caves, Khostinsky City District, Greater Sochi, Krasnodar Province; occurring together with *Caucasorites victori* on the

western slope of Mt Akhun, Sochi region (Belousov, Koval, 2011).

– *Cimmerites zamotajlovi* Belousov, 1998. Troglophile, described from forest litter on Mt Verblyudka near the village of Kalinovo Ozero, Greater Sochi, Krasnodar Province. Recorded also from other epigeal habitats near Khosta, as well as from the Vorontsovskaya Cave, all within Greater Sochi, Krasnodar Province (Belousov, 1998).

– *Duvalius gusevi* Belousov, 1989. A troglomorphic species not yet recorded from caves. Described from the bank of a mountain spring near the sources of Kezadon River, Irafskiy District, North Ossetia, where it occurs under large boulders (Belousov, 1989). Characterized by a light coloration and strongly reduced eyes, likely adapted to the MSS.

– *Duvalius miroshnikovii* Belousov et Zamotajlov, 1995. Troglobiont from the Baribana Cave, Greater Sochi, Krasnodar Province (Belousov, Zamotajlov, 1995).

– *Jeannelius birsteini* Ljovuschkin, 1965. Troglobiont from caves in Greater Sochi, Krasnodar Province (Vorontsovskaya, Akhunsкая, Beloskal'skaya) (Ljovuschkin, 1965).

– *Jeannelius zhicharevi* Lutshnik, 1915. A troglomorphic species not yet recorded from caves. Described from the Mt Achishkho karst massif near Sochi (Luchnik, 1915; Kryzhanovskij et al., 1995); a species related to *J. gloriosus* and *J. magnificus*, both from Abkhazia.

– *Meganophthalmus irinae* Belousov et Zamotajlov, 1999. Troglophile, described from the Chernogorye karst massif near Maikop, Adygea Republic, occurring both in epigeal habitats under stones and in caves (Belousov, Zamotajlov, 1999).

– *Meganophthalmus kravetzi* Komarov, 1993. Troglobiont, described from the Fontanka Cave in the upper reaches of Belaya Rechka River, 15 km SW of Nalchik, Cherkesskiy District, Kabardino-Balkaria. Found 25 m off the cave entrance, eyes absent (Komarov, 1993; Belousov, Koval, 2009).

- *Nannotrechus ciscaucasiens* (Ljovuschkin, 1972) (= *Birsteiniotrechus ciscaucasiens* Ljovuschkin, 1972). Likely troglobiont, found in the Ammonitovaya Cave near Psebai, Kuban River basin, Mostovskoy District, Krasnodar Province (Ljovuschkin, 1972a). This genus belongs to the *Neotrechus* lineage and is closely related to *Troglocimmerites*.
- *Nannotrechus fishtensis* Belousov, 1989. A troglomorphic species not yet recorded from caves. Described from near Mt Fisht, at the sources of Armyanka River, Mostovskoy District, Krasnodar Province. Characterized by reduced eyes and an unpigmented tegument (Belousov, 1989), likely adapted to the MSS.
- *Nannotrechus kovali* Belousov, 1989. A troglomorphic species not yet encountered in caves. Described from the montane areas near Solokh-Aul, Greater Sochi, Krasnodar Province (Belousov, 1989). Characterized by reduced eyes, likely adapted to the MSS.
- *Porocimmerites imitator* Belousov, 1998. A troglomorphic species not yet encountered in caves. Characterized by reduced eyes and a reddish coloration, occurring in the low flow region of Mzymta River near Sochi (Belousov, 1998), likely adapted to the MSS.
- *Trechus heniochicus* Ljovuschkin, 1970. Troglophile, described from the Vorontsovskaya Cave, Khostinsky City District, Greater Sochi, Krasnodar Province. Found on rotting wood (Ljovuschkin, 1970).
- *Laemostenus koenigi* (Reitter, 1887). Troglophile, recorded from the Fanagoriyskaya and Stalaktitovaya caves, both near Goryachiy Klyuch, Krasnodar Province (Vereshchagina, 1985; Vereshchagina, Makarov, 1986).
- *Laemostenus tschitscherini* Semenov, 1909. Troglophile, described from the Dakhovskaya Cave, Maikopsky District, Adygea Republic (Semenov-Tian-Shanskiy, 1909), also known from many caves near Maikop (Belaya, Sukhaya, Budkova etc.) (Vereshchagina, 1985; Vereshchagina, Makarov, 1986).
- *Pterostichus lacunosus* (Chaudoir, 1844). Likely troglophile, recorded from the Vorontsovskaya Cave, Khostinsky City District, Greater Sochi, Krasnodar Province (Ljovuschkin, 1962).
- Family Cryptophagidae Kirby, 1937
- *Cryptophagus pilosus* Gyllenhal, 1827. Troglophile, recorded from the Chortova Nora Cave, Khostinsky City District, Greater Sochi, Krasnodar Province (Koval, 2004a).
- Family Curculionidae Latreille, 1802
- *Otiorrhynchus vargovitchi* Davidian, 2007. Troglobiont, described from the Beloskal'skaya Cave, Khostinsky City District, Greater Sochi, Krasnodar Province (Davidian, 2007).
- Family Elmidae Curtis, 1830
- *Limnius colchicus* Delève, 1963. Likely troglophile, both larvae and adults encountered in the waters of the Dolgaya Cave near Khosta, Greater Sochi, Krasnodar Province. Penetrating inside the cave up to 1 km, but retaining the typical coloration (Palatov, Sokolova, 2015).
- Family Leiodidae Fleming, 1821
- *Catops subfuscus* Kellner, 1846. Troglophile, recorded in a cave at Svetlaya Balka, Mostovskoy District, Adygea Republic, at Eki-Suara, Malokarachaevskiy District, Karachaevo-Cherkessia, and in a cave at Ispravnyaya, Zelenchuk District, Karachaevo-Cherkessia (Perkovsky, 1991).
- *Choleva* sp. Subtroglophile, recorded from the Labirintovaya Cave, Khostinsky City District, Greater Sochi, Krasnodar Province (Ljovuschkin, 1962).
- Family Pselaphidae Latreille, 1802
- *Bryaxis balneator* Besuchet et Kurbatov, 2007. Troglophile, recorded from the Akhunskaya Cave, Khostinsky City District, Greater Sochi, Krasnodar Province (Besuchet, Kurbatov, 2007), but also inhabiting epigeal biotopes.
- *Bryaxis kovali* Besuchet et Kurbatov, 2007. Troglophile, recorded from the La-

birintovaya Cave, Khostinsky City District, Greater Sochi, Krasnodar Province; showing no visible adaptations to subterranean life (Besuchet, Kurbatov, 2007).

– *Seracamaurops komarovi* Hlaváč, Kodada et Koval, 1999 (Fig. 6F). Troglobiont, described from the Baribana and Gigantov (new data) caves in the Alek Massif, Greater Sochi, Krasnodar Province (Hlaváč et al., 1999).

Family Ptiliidae Heer, 1843

– *Ptenidium intermedium* Wankowicz, 1896. Troglophile associated in its development with bat guano. Recorded from the Chortova Nora Cave, Khostinsky City District, Greater Sochi, Krasnodar Province (Koval, 2004a).

Family Scirtidae Fleming, 1821

– *Odeles* sp. Troglophile, larvae found under stones in a stream in places with a weakened current in the Dolgaya Cave, Khostinsky City District, Greater Sochi, Krasnodar Province (Palatov, Sokolova, 2015).

Family Staphylinidae Lameere, 1900

– *Bisnius parvus* (Sharp, 1874). Troglophile, recorded from the Chortova Nora Cave, Khostinsky City District, Greater Sochi, Krasnodar Province (Koval, 2004a).

– *Heinzia caucasica* Gusarov et Koval, 2002. Troglophile, described the Baribana Cave in the Alek Massif, Greater Sochi, Krasnodar Province, recorded also from the Sokolova (= Atsinskaya), Dolgaya and Vorontsovskaya caves in the same area; showing no visible adaptations to subterranean life, encountered in the Caucasus in epigeal habitats as well (Gusarov, Koval, 2002).

Order **Diptera** Linnaeus, 1758

Suborder **Nematocera** Schiner, 1862

Family Limoniidae Speiser, 1909

– *Limonia nubeculosa* Meigen, 1804. Troglophile, repeatedly recorded from Transcaucasian caves: Bolshaya Kazachebrodszkaya, Malaya Kazachebrodszkaya, Akhunszkaya, Shirokopokosszkaya, Vorontsovskaya etc., all within Greater Sochi, Krasnodar

Province, etc. (Birstein, Lopashov, 1940; Zaitsev, 1948; Birstein, 1950; Koval, 2004b).

Family Sciaridae Billberg, 1820

– *Neosciara* sp. Troglophile, recorded from the Bolshaya Kazachebrodszkaya Cave, Adlersky City District, Greater Sochi, Krasnodar Province (Ljovuschkin, 1966).

Suborder **Brachycera** Zetterstedt, 1842

Family Heleomyzidae Bezzi, 1911

– *Heteromyza atricornis* Meigen, 1830. Troglophile, recorded from the Bolshaya Kazachebrodszkaya (= Verkhne-Mzymtinskaya), Akhunszkaya and Chortova Nora caves, all within Greater Sochi, Krasnodar Province (Birstein, 1950; Koval, 2004a, b). Larvae dwelling in bat guano (Zaitsev, 1948).

Phylum **Chordata** Haeckel, 1874

Subphylum **Vertebrata** J.-B. Lamarck, 1801

Class **Mammalia** Linnaeus, 1758

Order **Chiroptera** Blumenbach, 1779

Caves play a vital role in the life-cycle of eight (out of 31 reported from the Russian Caucasus) bat species, which use them as hibernation, breeding and swarming sites. Another 16 species occur in caves and artificial undergrounds in some periods of the life cycle, but are not strictly dependent on them.

Family Rhinolophidae Gray, 1825

– *Rhinolophus euryale* Blasius, 1853. Seven distributional records of *R. euryale* were reported from the vicinity of Sochi, Krasnodar Province, Russia, including one nursery roost in a small cave near the Nizhnyaya Shilovka village (Gazaryan, 2016).

– *Rhinolophus ferrumequinum* (Schreber, 1774) (Fig. 7B). This typical cave-dwelling species is abundant in the western Caucasus, whereas it is rather rare in the central part of the Caucasus due to the deficit of suitable underground chambers. Nursery roosts and hibernating groups have been found in the Caucasus only in underground chambers of different origin, mainly in karst caves. At least 65 among nearly 100 summer and winter records were made in the latter roost type.





Fig. 7. Some bats from the Russian Great Caucasus in nature. A — a Ringed European barbastelle, *Barbastella barbastellus* (Schreber, 1774), hibernating on the wall of a mine near Derbentskaya, Seversky District, Krasnodar Province; B — a winter aggregation of Greater Horseshoe bats, *Rhinolophus ferrumequinum* (Schreber, 1774), in a gypsum cave near Psebai, Mostovskoy District, Krasnodar Province; C — a colony of Bent-winged bats, *Miniopterus schreibersii* (Kuhl, 1817), in a limestone cave near Guamka, Apsheronsky District, Krasnodar Province; D — a maternity roost of Lesser mouse-eared bats, *Myotis blythii* (Tomes, 1857), in a cave near Karabudakhkent, Dagestan. All pictures by Suren Gazaryan.

Рис. 7. Некоторые летучие мыши с Большого Кавказа России в природе. А — широкоушка европейская (*Barbastella barbastellus* (Schreber, 1774)), зимующая на стене шахты близ станицы Дербентская (Северский район Краснодарского края); В — зимнее скопление большого подковоноса (*Rhinolophus ferrumequinum* (Schreber, 1774)) в гипсовой пещере близ поселка Псебай (Мостовской район Краснодарского края); С — колония обыкновенного длиннокрыла (*Miniopterus schreibersii* (Kuhl, 1817)) в известковой пещере близ поселка Гуамка (Апшеронский район Краснодарского края); D — материнский насест остроухой ночницы (*Myotis blythii* (Tomes, 1857)) в пещере близ села Карабудакхент (Дагестан). Все фотографии Сулена Газаряна.

– *Rhinolophus hipposideros* (Borkhausen, 1797). The Lesser horseshoe bat is widely distributed across the region from the Utrish Peninsula in the West to the vicinity of Derbent in the Southeast. It hibernates in caves and other underground spaces, whilst maternity colonies overwhelmingly occupy above-ground roosts. In total, this bat has been reported from nearly 120 geographi-

cal locations in the Russian Caucasus, nearly half of which are caves.

– *Rhinolophus mehelyi* Matschie, 1901. The only maternity and hibernation roost in Russia has been known since 1972 in the Karabudakhkentskaya Cave in Dagestan, with the number of bats gradually depleting from 1000 in 1972 to 30–40 in 2008.



## Family Vespertilionidae Gray, 1821

– *Barbastella barbastellus* (Schreber, 1774) (Fig. 7A). Barbastelles utilize caves and other underground shelters for hibernation and swarming. Of the ca 60 location records of the species, as many as 35 belong to caves. The hibernation colony in the Kanyon Cave, Krasnodar Province is the largest ever reported for the species, accumulating up to 8 thousand individuals in harsher winters. Another large winter aggregation of over 2,000 barbastelles was discovered in the Mayskaya Cave in Karachaevo-Cherkessia (Gazaryan, 1999, 2007a; Gazaryan, Panyutina, 2013).

– *Barbastella caspica* (Satunin, 1908). Amirkhanov (1980) reportedly found 6 individuals in two small caves near the Amushi and Tagada villages in Dagestan. The species was also recorded from caves in other parts of its distribution range.

– *Eptesicus serotinus* (Schreber, 1774). This species only occasionally hibernates in caves; several animals were found in the Kanyon Cave in winter, few serotines were also netted at the entrance to Babaylovskaya Cave in the Caucasian State Nature Reserve during swarming in August. In summer, resident males often occupy crevices and niches at the entrance parts of large caves and grottos.

– *Hypsugo savii* (Bonaparte, 1837). The species uses spacious caves and grottos as swarming sites. It was netted at the entrances to the neighbouring two caves in the Mzymta River valley near the city of Sochi: Bolshaya Kazachebrodsckaya (Smirnov, 2001) and Dzykhrinskaya (= Lianovaya).

– *Myotis alcathoe* von Helvesen et Heller, 2001. Several individuals were netted entering or flying out from the Fanagoriyskaya and Krasnoaleksandrovskaya (= Takhira) caves, Krasnodar Province during swarming, one male was found hibernating in the Rozhnova Cave in Karachaevo-Cherkessia.

– *Myotis bechsteinii* (Kuhl, 1817). Single hibernating individuals were found in the karst caves Fanagoriyskaya and Kanyon.

Swarming Bechstein's bats were netted at the entrances to the caves Malaya and Bolshaya Kazachebrodsckaya (Tsytulina, 1998; Smirnov, 2001), and Dzykhrinskaya (= Lianovaya), Akhunsckaya and Fanagoriysckaya, all within the Krasnodar Province.

– *Myotis blythii* (Tomes, 1857) (Fig. 7D). With ca 110 record locations, the Lesser Mouse-eared Bat occurs literally everywhere in montane ecosystems of the region. As everywhere within their range, these bats occupy both underground and above-ground roosts in summer, although hibernate only in caves and other underground sites. Large maternity colonies comprising hundreds of females are sustainably present in the caves Karabudakhkenskaya (Dagestan) and Samorodnaya (Karachaevo-Cherkessia); a mass winter aggregation amounting to over 2,000 bats is known from the Shubi-Nykhas Cave in North Ossetia (Gazaryan, 2007b).

– *Myotis brandtii* (Eversmann, 1845). Brandt's bat is common in woodland areas across the region and the absence of any records from Dagestan is apparently related to insufficient research efforts. Among 26 record locations in the Russian Caucasus, seven belong to the following caves: Fanagoriysckaya, Kanyon, Babaylovskaya and Tru-52 in the Krasnodar Region, Maysckaya and Pogrebok in Karachaevo-Cherkessia, and Anglo-Russckaya in the Adygea Republic. During the swarming time, *M. brandtii* was abundant among bats netted at the entrances to these caves, even though only single solitarily hibernating Brandt's bats were found there in the winter.

– *Myotis dasycneme* (Boie, 1825). One young female was found on 8 November 2003 in the Gunkina-4 Cave in Karachaevo-Cherkessia (Gazaryan, 2004), but the occurrence has since been revealed nowhere else in the region. Consequently, we tend to associate this single record with a vagrant bat.

– *Myotis daubentonii* (Kuhl, 1817). Until the end of the 20th century, the species had

been considered as extremely rare or even a recent colonist in the Caucasus and Transcaucasia. However, after extensive fieldwork the former putative status was reassessed to common and abundant across the region (Gazaryan *et al.*, 2008). Although it was recorded at 82 locations in the Russian Caucasus, only several hibernation sites containing modest (up to 10 animals) numbers of Daubenton's bats have been found so far. Daubenton's bats do not aggregate in large clusters in the Caucasus and only sole animals could be observed in the caves Fanagoriyskaya, Ared, Kanyon and Chernorechenskaya, Krasnodar Region, as well as in several mines.

– *Myotis davidii* Peters, 1869. One genetically identified specimen of this species was collected in the Razvalka mine near Pyatigorsk, Stavropol Province. See Benda *et al.* (2016) for details.

– *Myotis emarginatus* (Geoffroy, 1806). Similar to the Greater Horseshoe Bat, the distribution of this species in the Caucasus is limited by the availability of suitable underground maternity sites. The species has not been found in the Eastern Caucasus and reported only twice from the central part of the region, including one record in a small cave near the Babugent settlement (Kabardino-Balkaria). Other 21 record locations lay in karstic areas of the Western Caucasus within the Krasnodar Province and Adygea Republic. Maternity colonies were reported from the Khadzhokhskaia (now abandoned by bats), Dedova Yama, Teshebskaya, Svetlaya, Mordvinovskaya and Ared caves; hibernating individuals were recorded in the Ambitsukova, Fanagoriyskaya, Kabaniy Proval, Ared and Dedova Yama caves.

– *Myotis mystacinus* (Kuhl, 1817). The distribution of *M. mystacinus* in the region and its dependence on caves is unclear due to difficulties in a morphological identification of this species in its contemporary sense. Genetically identified specimens were collected in the Fanagoriyskaya Cave (Benda *et al.*, 2016).

– *Myotis nattereri* (Kuhl, 1817). Recorded from 27 sites in the Russian Caucasus, this bat has rarely been found in caves and undergrounds. Few individuals were captured as they swarmed in the Akhunskaia, Pervomayskaia, Babailovskaya, Fanagoriyskaya and Kanyon caves, Krasnodar Province. In the latter two caves, single Natterer's bats were also found during winter. Nine pregnant females were netted on 4 June 2007 as they swarmed at the entrance to Kamennye Sarai Cave, Stavropol Province.

– *Nyctalus noctula* (Schreber, 1774). Roosting behaviour unusual for this species was first reported in 1980 for the Proval Cave, Stavropol Province (Gazaryan, Kazakov, 2002), in 2008 this colony remained in the cave. Only adult males used this cave in summer, whereas females were found there only between September and May.

– *Pipistrellus pipistrellus* (Schreber, 1774). A group of 30–40 hibernating pipistrelles was found in a deep crevice inside the Kamennye Sarai Cave, Stavropol Province on 20 December 2009. This is the only documented evidence of this species hibernating in Russian caves.

– *Plecotus auritus* (Linnaeus, 1758). Twenty-six of ca 60 records of this species in the region belong to underground sites, including 20 karst caves, where it was found both during the hibernation and swarming seasons. The largest number of the brown long-eared bats netted at one roost did not exceed 15 animals, and only solitary individuals could usually be found in winter shelters.

– *Plecotus macbullaris* Kuzyakin, 1965. The sole record in an underground site was made in a mine at Razvalka Mountain, Stavropol Province on 21 December 2009. However, we anticipate future findings of this species in natural underground roosts.

Family *Miniopteridae* Dobson, 1875

– *Miniopterus schreibersii* (Kuhl, 1817) (Fig. 7C). Among the Russian representatives of Chiroptera, Schreiber's Bent-wing bat shows the highest rate of dependence on caves and is very selective in terms of their

size, accessibility and microclimate. Hence, it inhabits only the Western Caucasus with its vast karst areas, and is not distributed eastward to the Central and Eastern Caucasus; 34 record locations in the Adygea Republic, Krasnodar Province and Karachaevo-Cherkessia are available. All known records pertain to natural caves, with two exceptions when four individuals were observed in abandoned mines and one animal was found roosting under a bridge. The largest colonies (up to 5,000 bats) occupy spacious horizontal caves with large entrances, which make them exposed to disturbance by visitors and susceptible to vandalism and intentional killing. For these reasons, bats forsook some of the previously reported cave roosts and many colonies have depleted in numbers since the first extended survey (Gazaryan, Ostapenko, 1999). To avoid possible further decline and disturbance, we abstain from listing the names of these roosting sites.

Family Molossidae Gervais, 1856

– *Tadarida teniotis* (Rafinesque, 1814). This species does not inhabit caves in the strict sense of this term, but colonies could be found in ceiling crevices of rocky overhangs, where these bats may also swarm. Under such circumstances the free-tailed bats were found in a large grotto at the valley of the Cherek River in Kabardino-Balkaria (Gazaryan, Tembotova, 2007).

## V. Conservation of caves and hypogean species

Some of the karst cavities in European Russia are protected as objects of nature reserve stock, with various statuses allotted. Yet no dedicated animal life conservation is being performed in such caves. For example, the Shulgán-Tash (= Kapovaya) Cave in Bashkortostan (= Bashkiria), southern Cisuralia, is part of the Shulgán-Tash Federal State Nature Reserve as an object of the national historical and cultural legacy of the palaeolithic epoch. However, this very cave also hosts a few troglobiont spring-

tails and mites, as well as a number of trogloniles amongst earthworms, spiders, beetles and flies (see above). In 1973, the Bolshaya Azishskaya and Fanagoriyskaya caves, both in the Krasnodar Province, were allotted the status of nature monuments. A good number of karst cavities are situated inside nature reserve stock objects of higher rank. Thus, numerous caves are located within the Sochi National Park or Caucasian Biosphere State Nature Reserve. Yet many caves like Shulgán-Tash, Bolshaya Azishskaya, Vorontsovskaya, Bolshaya Kazachebrodskaya etc., despite their protection statuses, are subjected to economic/excursion activities, this clearly rendering a negative effect on the biotas they host.

A number of cave animal species in European Russia are listed in regional red data books. Thus, the Red Data Book of the Moscow Region contains the amphipod crustacean *Synurella ambulans* (F. Müller, 1847). The Red Data Book of the Krasnodar Province lists several cave mollusks, crustaceans and many insects, while that of the Adygea Republic a few insects as well, all largely highly local endemic troglonions (e.g. Turbanov et al. (2016a, b, c) and references therein). A number of bat species are likewise listed in several regional red data books. The main emphasis is thereby put on the conservation of caves as geological bodies, but not as shelters to the biotic components they support.

## VI. Conclusion

As a result, the subterranean biota of European Russia, including that of the northern Caucasus, but excluding that of Crimea, presently comprises at least 389 species or subspecies (some still unidentified) from 229 genera (a few still unidentified), 150 families, 75 orders, 48 classes and 25 phyla, among which 96 species or subspecies represent presumed stygo- or troglonions. The taxonomically most diverse phylum is Arthropoda which encompasses the bulk of the fauna, in particular due to crustaceans, beetles and collembolans. Whereas the troglonfauna of northern Russia is completely devoid of such strongly cave-adapted animals, in the

Urals, Cis-Urals and central Russia there are a few, but the richest hypogean list in the region concerns the northern Caucasus, especially its western part where karst is particularly abundant.

### Acknowledgements

The authors sincerely thank Yevgeny Zakharov (Sochi Branch of the Russian Geographical Society) for his very valuable comments on our work, including the polytoponymy of the caves of Greater Sochi, Krasnodar Province. Special thanks go to an anonymous referee who reviewed the submission and provided constructive criticism.

Field studies by Ilya Turbanov and Dmitry Palatov were performed in the framework of the state assignment of the Federal Agency for Scientific Organizations (FASO Russia) (topics Nos AAAA-A18-118012690106-7, AAAA-A18-118012690105), supported in part also by the Russian Foundation for Basic Research (project No. 17-54-40017 A6x\_a).

### References

- Abdullin S.R., Kapralov L.I., Kuzmina L.I., Ryss A.Y., Snit'ko V.P. et al. 2012. [The Biota of the Shulgan-Tash (Kapovaya) Cave: A Popular-Science Essay]. Irgizly: Shulgan-Tash Nature Reserve. [In Russian]
- Amirkhanov Z.M. 1980. [Distribution of bats in Dagestan] // *Letuchie myshi (Chiroptera)*. [Bats (Chiroptera)]. Moscow: Nauka. P.63–69 [in Russian].
- Andrejchuk V. 1996. Gypsum karst of the Pre-Ural Region, Russia // *International Journal of Speleology*. Vol.25. Nos 3–4. P.285–292.
- Andrejchuk V.N., Klimchouk A.B. 1996. Gypsum karst of the Eastern-European Plain // *International Journal of Speleology*. Vol.25. Nos 3–4. P.251–261.
- Antić D., Makarov S. 2016. The Caucasus as a major hotspot of biodiversity: Evidence from the millipede family Anthroleucosomatidae (Diplopoda, Chordeumatida) // *Zootaxa*. Vol.4211. No.1. P.1–205. <https://doi.org/10.11646/zootaxa.4211.1.1>
- Antić D.Ž., Turbanov I.S., Reboleira A.S.P.S. 2018. From the depths: *Heterocaucaseuma deprofundum* sp. nov., the world's deepest-occurring millipede (Diplopoda, Chordeumatida, Anthroleucosomatidae) from caves in the western Caucasus // *Zootaxa*. Vol.4377. No.1. P.110–124. <https://doi.org/10.11646/zootaxa.4377.1.7>
- Babenko A.B. 1987. [*Typhlogastrura* (Collembola, Hypogastruridae) of the USSR] // *Zoologicheskii zhurnal*. Vol.66. No.3. P.463–472 [in Russian].
- Babenko A.B. 2008. [Springtails (Collembola) of the karst landscapes of the Pinezhskiy Nature Reserve] // *Zoologicheskii zhurnal*. Vol.87. No.3. P.292–305 [in Russian].
- Babenko A.B., Potapov M.B., Stebaeva S.K., Chernova N.M. 1994. [Collembola of Russia and adjacent countries: Family Hypogastruridae]. Moscow: Nauka. 336 pp. [In Russian]
- Bakka A.I., Bakka S.V. 1999. [Bats of the Nizhniy Novgorod Region] // *Plecotus et al*. Vol.2. P.44–59 [in Russian].
- Barjadze S., Murvanidze M., Arabuli T., Mumladze L., Pkhakadze V., Djanashvili R., Salakaia M. 2015. Annotated list of invertebrates of the Georgian karst caves. Tbilisi: Georgian Academic Book. 120 pp.
- Behning A.L. 1928. [Some data on the fauna of wells in the city of Saratov] // *Raboty Volzhskoy biologicheskoy stantsii*. Vol.10. No.1. P.32–54 [in Russian].
- Belousov I.A. 1989. [New ground beetles of the tribe Trechini (Coleoptera, Carabidae) from the Caucasus. II. New species of the genera *Duvalius* Delar and *Nannotrechus* Winkl., and a review of the *grandiceps* and *caucasicus* groups of the genus *Trechus* Clairv.] // *Entomologicheskoe obozrenie*. Vol.68. No.1. P.136–153 [in Russian].
- Belousov I.A. 1998. Le complexe générique de *Nannotrechus* Winkler du Caucase et de la Crimée (Coleoptera, Carabidae, Trechini). Sofia – Moscow – St. Petersburg: Pensoft Series Faunistica 8. 256 pp.
- Belousov I.A. 1999. A new genus and species of cave dwelling beetles from the West Caucasus (Coleoptera, Carabidae, Trechini) // A. Zamotajlov, R. Sciaky (eds.). *Advance in Carabidology; Papers dedicated to the memory of Prof. Oleg L. Kryzhanovskij*. Krasnodar: Muiso. P.165–182.
- Belousov I.A., Koval A.G. 2009. To the knowledge of the aphepoid trechine beetles (Coleoptera, Carabidae, Trechini) of the Caucasus // *Caucasian Entomological Bulletin*. Vol.5. No.2. P.163–173.
- Belousov I.A., Koval A.G. 2011. A new cave-dwelling species of the genus *Cimmerites* Jeannel, 1928 (Coleoptera: Carabidae: Trechini) from the West Caucasus // *Zoosystematica Rossica*. Vol.20. No.1. P.48–53.
- Belousov I., Zamotajlov A. 1997. A new blind genus of the tribe Trechini (Coleoptera, Carabidae) from the West Caucasus // *Entomologica Basiliensia*. Vol.20. P. 87–100.
- Belousov I.A., Zamotajlov A.S. 1999. A new *Meganophthalmus* species (Coleoptera, Carabidae, Trechini) from the west Caucasus // *Entomologica Basiliensia*. Vol.21. P.19–23.
- Benda P., Gazaryan S., Vallo P. 2016. On the distribution and taxonomy of bats of the *Myotis mystacinus* morphogroup from the Caucasus region (Chiroptera: Vespertilionidae) // *Turkish Journal of Zoology*. Vol.40. <http://doi:10.3906/zoo-1505-47>
- Besuchet C., Kurbatov S. 2007. *Les Bryaxis* du Caucase et du secteur oriental des chaînes Pontiques (Coleoptera: Staphylinidae: Pselaphinae) // *Russian Entomological Journal*. Vol.16. No.2. P.155–206.
- Bey-Bienko G.Ya. 1965. On the cavernicolous grasshoppers of the genus *Dolichopoda* Bol. (Orthoptera) from the Caucasus // 4<sup>th</sup> International Congress of Speleol-



- ogy, Summaries of lectures. Ljubljana, Yugoslavia. P.73–74.
- Bey-Bienko G.Ya. 1969. [Sur les Sauterelles cavernicoles du genre *Dolichopoda* Bol. (Orthoptera) en Caucasic] // Actes du 4<sup>th</sup> Congrès International de Spéléologie en Yougoslavie, Ljubljana. Nos 4–5. P.19–23 [in Russian].
- Birstein Ya.A. 1948. [The occurrence of the cave shrimp *Troglocaris* in underground waters of Matsesta and related problems] // Byulleten Moskovskogo obshchestva ispytateley prirody, sect. Biol. Vol.53. No.1. P.3–10 [in Russian].
- Birstein Ya.A. 1950. [Cave fauna of western Transcaucasia] // Zoologicheskii zhurnal. Vol.29. No.4. P.254–366 [in Russian].
- Birstein Ya.A. 1952. [Subterranean amphipods of the Khosta–Gudauta region (western Transcaucasia)] // Byulleten Moskovskogo obshchestva ispytateley prirody, sect. Biol. Vol.57. No.1. P.26–39 [in Russian].
- Birstein Ya.A. 1954. [A subterranean *Niphargus* amphipod (Crustacea, Amphipoda) recorded in the lower reaches of Don River and the Kuban basin] // Zoologicheskii zhurnal. Vol.33. No.5. P.1025–1031 [in Russian].
- Birstein Ya.A. 1967. [Subterranean asellids (Crustacea, Isopoda) of Transcaucasia] // Zoologicheskii zhurnal. Vol.46. No.6. P.856–865 [in Russian].
- Birstein Ya.A., Borutzky E.W. 1950. [Life in subterranean waters] // E.N. Pavlovsky, V.I. Zhadin (eds). Zhizn' presnykh vod SSSR. Tom 3. Glava 28. Moscow–Leningrad: Acad. Sci. USSR Publ. P.683–706 [in Russian].
- Birstein Ya.A., Ljovuschkin S.I. 1960. [Biospeleological studies in western Transcaucasia in the autumn of 1959] // N.I. Sokolov (ed.). Materialy mezhdudomstvennoy komissii po izucheniyu geologii i geografii karsta. [Digest of the Joint Commission for the Study Karst Geology and Geography], Issue 1. Moscow. P.174–177 [in Russian].
- Birstein Ya.A., Ljovuschkin S.I. 1964. [A new subspecies of *Bathynella natans* Vejd. (Crustacea, Bathynellacea) from the subterranean waters of Ciscaucasia] // Zoologicheskii zhurnal. Vol.43. No.11. P.1719–1722 [in Russian].
- Birstein Ya.A., Ljovuschkin S.I. 1965. [Subterranean Paraselloidea (Crustacea, Asellota) in the USSR] // Zoologicheskii zhurnal. Vol.44. No.7. P.997–1013 [in Russian].
- Birstein Ya.A., Ljovuschkin S.I. 1966. [Subterranean fauna of the Russian Plain] // N.A. Gvozdetki, A.G. Chikishev (eds). Voprosy izucheniya karsta Russkoy ravniny. [Problems of the Study of the Karst of the Russian Plain]. Moscow: Moskovskoe obshchestvo ispytateley prirody. P.115–120 [in Russian].
- Birstein Ya.A., Ljovuschkin S.I. 1967a. [Some results and tasks of the study of the subterranean fauna of the USSR] // Zoologicheskii zhurnal. Vol.46. No.10. P.1509–1535 [in Russian].
- Birstein Ya.A., Ljovuschkin S.I. 1967b. [Biospeleologica Sovietica 33. The order Bathynellacea (Crustacea, Malacostraca) in the U.S.S.R. 1. The family Parabathynellidae] // Byulleten Moskovskogo obshchestva ispytateley prirody, sect. Biol. Vol.72. No.4. P.55–66 [in Russian].
- Birstein Ya.A., Lopashov G. 1940. [Investigation of the cave fauna of the U.S.S.R. in 1935–1939] // Byulleten Moskovskogo obshchestva ispytateley prirody, sect. Biol. Vol.49. Nos 3–4. P.30–38. [in Russian].
- Bol'shakov V.N., Orlov O.L., Snit'ko V.P. 2005. [Bats of the Urals] // Yekaterinburg: Akademkniga. 176 pp. [In Russian]
- Borutzky E.W. 1926. [To the fauna of subterranean waters: *Parastenocaris fonticola* sp. n.] // Trudy Kosinskoy biologicheskoy stantsii. [Proceedings of the Kosinskaya Biological Station]. No.4. P.47–50 [in Russian].
- Borutzky E.W. 1927. On the occurrence of the Amphipoda *Synurella ambullans* in Russia // Annals and Magazine of Natural History. Ser.9. Vol.20. P.63–66.
- Borutzky E.W. 1930. Zur Kenntnis der unterirdischen Fauna der Kutais-Höhlen am Rion (Transkaukasus, Georgien). Copepoda – Cyclopoida // Zoologischer Anzeiger. Bd.89. S.121–132.
- Borutzky E.W. 1934. Zur Harpacticoidenfauna des Kaukasus // Zoologischer Anzeiger. Bd.107. S.11–23.
- Borutzky E.W. 1948a. [Copepoda Harpacticoida in caves of the Caucasus] // Byulleten Moskovskogo obshchestva ispytateley prirody, sect. Biol. Vol.53. No.4. P.3–12 [in Russian].
- Borutzky E.W. 1948b. [Terrestrial Isopoda in caves of the Caucasus and Crimea. II. The family Trichoniscidae (subfamily Haplophthalminae)] // Vestnik Moskovskogo universiteta. Vol.5. P.137–146 [in Russian].
- Borutzky E.W. 1950a. [*Speocyclops lussianus* sp. n. (Copepoda, Cyclopoida) en provenance des cavernes du Caucase] // Doklady Akademii nauk SSSR. Vol.71. No.4. P.777–779 [in Russian].
- Borutzky E.W. 1950b. [Terrestrial Isopoda from caves of the Caucasus and Crimea. I. Fam. Ligiidae] // Byulleten Moskovskogo obshchestva ispytateley prirody, sect. Biol. Vol.55. No.5. P.69–81 [in Russian].
- Borutzky E.W. 1952. [Harpacticoida of subterranean waters] // Fauna SSSR. Crustacea. Vol.3. No.4. Moscow–Leningrad: USSR Acad. Sci. Publ. 425 pp. [In Russian]
- Borutzky E.W. 1961. [New or little-known species of the genus *Cylisticus* (Isopoda Terrestria) of the USSR] // Sbornik trudov Zoologicheskogo muzeya MGU. No.8. P.29–46 [in Russian].
- Borutzky E.W. 1965. [On the genus *Speocyclops* Kiefer (Copepoda, Cyclopoida)] // Zoologicheskii zhurnal. Vol.44. No.6. P.833–843 [in Russian].
- Borutzky E.W. 1967a. [Biospeleologica Sovietica 32. On the genus *Nitocrella* Chappuis (Copepoda, Harpacticoida)] // Byulleten Moskovskogo obshchestva ispytateley prirody, sect. Biol. Vol.72. No.1. P.34–39 [in Russian].
- Borutzky E.W. 1967b. [A new genus, *Pseudobuddelundella* gen. n., and its position in the superfamily Trichoniscoidea (Isopoda terrestria)] // Zoologicheskii zhurnal. Vol.46. No.3. P.338–344 [in Russian].
- Borutzky E.W. 1969c. [*Psachonethes czerkessicus* gen. et sp. n. (Isopoda terrestria) from caves in western Transcaucasia] // Zoologicheskii zhurnal. Vol.48. No.11. P.1618–1622 [in Russian].

- Borutzky E.W. 1972a. [Isopoda Oniscoidea from caves of the Black Sea coast, Krasnodar Province] // Sbornik trudov Zoologicheskogo muzeya MGU. No.12. P.19–36 [in Russian].
- Borutzky E.W. 1972b. [Copepoda Harpacticoida from caves in western Transcaucasia] // Sbornik trudov Zoologicheskogo muzeya MGU. No.12. P.37–60 [in Russian].
- Borutzky E.W., Mikhailova-Neikova M. 1970. [Copepoda Harpacticoida from caves of western Georgia, Azerbaijan and Middle Asia] // Zoologicheskii zhurnal. Vol.49. No.9. P.1334–1341 [in Russian].
- Bronstein Z.S. 1947. [Ostracoda from freshwaters] // Fauna SSSR. Crustacea. Vol.2. No.1. Moscow–Leningrad: USSR Acad. Sci. Publ. 306 pp. [In Russian]
- Charitonov D.E. 1947. [Spiders and harvestmen from caves of the Black Sea coast of the Caucasus] // Byulleten Moskovskogo obshchestva ispytateley prirody, sect. Biol. Vol.52. No.2. P.15–25 [in Russian].
- Chemers A.N. 2009. New data on the harvestman genus *Nemaspela* Šilhavy, 1966 (Arachnida, Opiliones) // Bulletin of the British Arachnological Society. Vol.14. Pt.7. P.286–296.
- Chertoprud M.V. 2006. [Fauna and habitats of Amphipoda (Crustacea) in the Moscow Region] // Biologiya vnutrennikh vod. Vol.4. P.17–21 [in Russian].
- Chertoprud E.S., Chertoprud M.V., Borisov R.R., Shavrina E.V. 2011. [Zooenthos of near-Pinega cave systems, Arkhangelsk Region: faunistic diversity and ecological species complexes] // Materialy mezhdunarodnoy nauchnoy konferentsii “Karstovye sistemy Severa v menyayushcheysya srede”. [Materials of the International Scientific Conference, “Karst systems of the North in a changing environment”]. Russia, Krasnaya Gorka, 5–10 September, 2011. P.109–113 [in Russian].
- Chertoprud E.S., Palatov D.M., Borisov R.R., Marinskiy V.V., Bizin M.S., Dbar R.S. 2016. Distribution and a comparative analysis of the aquatic invertebrate fauna in caves of the western Caucasus // Subterranean Biology. Vol.18. P.49–70. <http://doi.org/10.3897/subtbiol.18.8648>
- Chibisova O.I. 1967. [Testate amoebae (Testacea) from some cave and karst springs] // Zoologicheskii zhurnal. Vol.46. No.2. P.181–186 [in Russian].
- Chikishev A.G. 1966. [Karst of the Kuloiskoe Plateau] // N.A. Gvodzdetskii, A.G. Chikishev (eds.). Voprosy izucheniya karsta Russkoy ravniny. [Problems of the study of the karst of the Russian Plain]. Moscow: Moskovskoe obshchestvo ispytateley prirody. P.40–52 [in Russian].
- Chikishev A.G. 1973. [Caves in the territory of the USSR]. Moscow: Nauka. 136 pp. [In Russian]
- Chikishev A.G. 1978. [Karst of the Russian Plain]. Moscow: Nauka. 192 pp. [In Russian]
- Chikishev A.G. 1984. [Karst zonation in the USSR] // Zemlevedeniye. Vol.15. No.55. P.56–60 [in Russian].
- Dashdamirov S., Schawaller W. 1992. Pseudoscorpions of the Caucasian fauna (Arachnida Pseudoscorpiones) // Arthropoda Selecta. Vol.1. No.4. P.31–72.
- Danielopol D. 1969. Notes sur la morphologie et la systématique de la sous famille Limnocytherinae Sars (Crustacea, Ostracoda) // Annales de Spéléologie. T.24. Fasc.2. P.129–142.
- Davidian G.E. 2007. A new species of troglobiont weevil of the genus *Otiorynchus* Germ. (Coleoptera, Curculionidae) from the western Caucasus // Caucasian Entomological Bulletin. Vol.3. No.2. P.193–195.
- Derzhavin A.N. 1945. [The subterranean Amphipoda of Transcaucasia] // Byulleten Akademii nauk Azerbajjanskoy SSR. Vol.8. P.27–43 [in Russian, with English summary].
- Dublyanskiy V.N., Ilyukhin V.V. 1982. [The largest karst caves and shafts in the USSR]. Moscow: Nauka. 137 pp. [In Russian]
- Egorov R.V., Greke K. 2005. Orculoidea. Orculidae, Strobilopsidae // Treasure of Russian Shells. No.7. P.2–61.
- Enghoff H. 1984. A revision of the Nopoiulinae, with notes on the classification of blaniulid millipedes (Diplopoda: Julida: Blaniulidae) // Senckenbergiana biologica. Bd.64. H.4/6. S.393–427.
- Esyunin S.L., Efimik V.E. 1998. Remarks on the Urals spider fauna, 9. New data on the Ural species of the genus *Lepthyphantes* Menge, 1866 (s.1.) (Aranei: Linyphiidae) // Arthropoda Selecta. Vol.7. No.3. P.227–232.
- Evsyukov A.P., Golovatch S.I., Reip H.S. 2016. The millipede genus *Strongylosoma* Brandt, 1833 in the Caucasus (Diplopoda, Polydesmida, Paradoxosomatidae) // Acta Societatis Zoologicae Bohemicae. Vol.80. P.7–16.
- Gazaryan S.V. 1999. [The Canyon cave — a unique hibernation site for bats] // Plecotus et al. Vol.2. P.126 [in Russian].
- Gazaryan S.V. 2002. [Ecological and faunal analysis of bats (Chiroptera) of the Western Caucasus]. Dissertation ... of Candidate in Zoology. Moscow. [In Russian]
- Gazaryan S.V., Kazakov B.A. 2002. [Ecology of the Noctule Bat in the North Caucasus. Communication 1: residential status, roosts, aggregation and mating behavior] // Plecotus et al. Pars specialis. P.74–82 [in Russian].
- Gazaryan S.V. 2004. [The Pond Bat *Myotis dasycneme* (Boie, 1825) – a bat species new to the Caucasus] // Plecotus et al. Vol.7. P.102–103 [in Russian].
- Gazaryan S.V. 2007a. *Barbastella barbastellus* // Krasnaya kniga Krasnodarskogo kraja. [Red Data Book of the Krasnodar Krai]. Krasnodar. P.421 [in Russian].
- Gazaryan S.V. 2007b. [Distribution, biology, and conservation status of the Lesser Mouse-Eared Bat *Myotis blythii* in the Northern Caucasus] // Trudy Yuzhnogo nauchnogo tsentra Rossiyskoy akademii nauk. Rostov-na-Donu. [Studies of the Southern Scientific Centre of the Russian Academy of Sciences. Rostov-on-Don]. P.284–299 [in Russian].
- Gazaryan S.V. 2016. On new records of *Rhinolophus euryale* and incredibility of records of *R. mehelyi* in the Russian part of the Western Caucasus // Plecotus et al. Vol.19. P.41–50.
- Gazaryan S.V., Tembotova F.A. 2007. [New records of bats in the Central Caucasus] // Zoologicheskii zhurnal. Vol.86. No.6. P.761–762 [in Russian].

- Gazaryan S., Bukhnikashvili A., Kandaurov A., Natradze I. 2008. New status of *Myotis daubentonii* in the Caucasus // Abstracts of the XIth European Bat Research Symposium. Babeş-Bolyai University. P.50.
- Gazaryan S., Ostapenko A. 1999. [Cave roosts of bats in the Western Caucasus which need protection] // Svet, Kiev. No.20. P.20–22 [in Russian].
- Gazaryan S.V., Panyutina A.A. 2013. *Barbastella barbastellus* // Krasnaya kniga Karachaevo-Cherkesskoy Respubliki. [Red Data Book of the Karachay-Cherkess Republic]. Cherkessk. P.160 [in Russian].
- Golovatch S.I. 1975. [Two genera of Oniscomorpha (Diplopoda) new to the USSR fauna, found in Transcaucasia, and their zoogeographical relations] // Zoologicheskii zhurnal. Vol.65. No.10. P.1566–1571 [in Russian].
- Golovatch S.I. 1978. [New or little-known species of Diplopoda of the USSR European part] // Zoologicheskii zhurnal. Vol.57. No.3. P.453–457 [in Russian].
- Golovatch S.I. 1983. Une nouvelle espèce cavernicole du genre *Leucogeorgia* Verh. de la Transcaucasie (Diplopoda, Julidae) // Fragmenta Entomologica. T.17. Fasc.1. P.47–50.
- Golovatch S.I. 1984–1985. Two new genera of cave-dwelling millipedes (Diplopoda) with remarks on the millipede fauna of west Caucasian caves // International Journal of Speleology. Vol.14. P.39–50.
- Golovatch S.I. 1990. Diplopoda of the Caucasus, 3. Trachysphaeridae, with contributions to the fauna of Turkey // Senckenbergiana biologica. Bd.70. H.4/6. S.331–358.
- Golovatch S.I. 2011. The millipede genus *Caucasodesmus* Golovatch, 1985, with the description of a new species from the Crimea, Ukraine (Polydesmida, Diplopoda, Trichopolydesmidae) // ZooKeys. Vol.93. No.1. P.1–8. [http://doi: 10.3897/zookeys.93.1159](http://doi:10.3897/zookeys.93.1159)
- Golovatch S.I., Chumachenko Y.A. 2013. The millipede *Typhloglomeris caucasica* Golovatch, 1975 found epigeically (Diplopoda, Glomerida, Glomeridellidae) // Biodiversity Data Journal. Vol.1. e981. [http://doi: 10.3897/BDJ.1.e981](http://doi:10.3897/BDJ.1.e981)
- Golovatch S.I., Enghoff H. 1990. [The millipede, *Nopoiulus kochii* (Gervais, 1847) in the Caucasus (Diplopoda, Julida, Blaniulidae)] // B.R. Striganova (ed.). Fauna nazemnykh bespozvonochnykh Kavkaza. [Fauna of Terrestrial Invertebrates]. Moscow: Nauka. P.114–118 [in Russian].
- Golovatch S.I., Evsyukov A.P., Reip H. 2016. The millipede family Polydesmidae in the Caucasus (Diplopoda: Polydesmida) // Zootaxa. Vol.4085. No.1. P.1–51. [doi.org/10.11646/zootaxa.4085.1.1](https://doi.org/10.11646/zootaxa.4085.1.1)
- Gorbunova K.A. 1965. [Peculiarities of gypsum karst]. Perm: Permskoe knizhnoe izdatel'stvo. 120 pp. [In Russian]
- Gorbunova K.A. 1977. [Karst in gypsum of the USSR]. Perm: Perm University Press. 83 pp. [In Russian]
- Gorbunova K.A. 1979. [Morphology and hydrogeology of gypsum karst]. Perm: Perm University Press. 95 pp. [In Russian]
- Gorbunova K.A., Andrejchuk V.N., Kostarev V.P., Maksimovitch N.G. 1992. [Karst and caves in the Perm Region]. Perm: Perm University Press. 200 pp. [In Russian]
- Gusarov V.I., Koval A.G. 2002. A revision of the genus *Heinzia* Korge, 1971 (Coleoptera: Staphylinidae: Quediina), with description of a new species and its probable larva // Zootaxa. Vol.69. P.1–19.
- Gvozdzetski N.A. 1965a. [Types of karst of the northern Caucasus] // Tipy karsta. Moscow: Nauka. P.47–56 [in Russian].
- Gvozdzetski N.A. 1965b. [Karst]. Moscow: Mysl'. 286 pp. [In Russian]
- Hlaváč P., Kodada J., Koval A. 1999. A new cavernicolous species of *Seracamaurops* Winkler, 1925 (Coleoptera: Staphylinidae: Pselaphinae) from Caucasus // Revue suisse de Zoologie. T.106. Fasc.1. P.241–247.
- Jie D., Potapov M., Sokolova M. 2011. Further study on the labial palp in the Isotomidae (Collembola) with reference to the genus *Heteroisotoma* Stach // Zootaxa. Vol.2991. P.49–61.
- Juberthie C., Sidorov D., Decu V., Mikhajlova E.V., Semenchenko K. 2016. Subterranean fauna from Siberia and Russian Far East. Encyclopaedia Biospeologica (Siberia-Far East special issue) // Ecologica Montenegrina. Vol.7. P.507–529.
- Kantor Y.I., Sysoev A.V. 2005. [Catalogue of the mollusks of Russia and adjacent lands]. Moscow: KMK Scientific Press. 627 pp. [In Russian]
- Kantor Y.I., Vinarski M.V., Schileyko A.A., Sysoev A.V. 2010. Continental mollusks of Russia and adjacent territories. Internet version 2.3.1 – cited Dec. 2013. 12) Available: [http:// www. Ruthenica.com/categorie-8.html](http://www.Ruthenica.com/categorie-8.html).
- Kapralov S.A. 2015. [Arthropods in caves of the European part of Russia and the southern Urals] // Materialy vsrossiyskoy molodezhnoy konferentsii “Biospeologiya Kavkaza i drugikh rayonov Rossii”. [Materials of the All-Russia Youth Conference, “Biospeology of the Caucasus and other regions of Russia”]. Kostroma: Kostromskoy Printing House. P.21–23 [in Russian].
- Kapralov S.A., Chernorudskiy A.L. 2009. [Invertebrate populations in caves at Kamennoe, Nizhegorodskaya Region] // Peshchery: Sbornik nauchnykh rabot Permskogo gosudarstvennogo universiteta. [Caves: A collection of scientific papers of the Perm State University. Vol.32. P.94–99 [in Russian].
- Kapterev P. 1910. Experimentelle Untersuchungen über die Frage den Einflusse der Dunkelheit auf die Gefühlsorgan der Daphnien-Augen // Biologisches Zentralblatt. Bd.30. S.239–256.
- Kapterev P. 1912. Über den Einfluss der Dunkelheit auf die Daphnien-Augen // Biologisches Zentralblatt. Bd.32. S.233–243.
- Karaman G. 1982. Contribution to the knowledge of the Amphipoda 101. *Niphargus pseudocaspius* n. sp. and *N. caelestis*, n. sp., new names for some *Niphargus* species (Fam. Gammaridae) // Poljoprivreda i Sumarstvo, Titograd. Vol.1. P.73–77.
- Karaman G. 2012. New species of the subterranean genus *Niphargus* Schiödte, 1849 (Amphipoda, Gammaridea,

- Niphargidae) from Russia, *N. krasnodarus* sp. n. // *Biologia Serbica*. Vol.34. Nos 1–2. P.75–88.
- Kazanbiev M.K. 1975. [Gypsum and salt karst in Dagestan and Checheno-Ingushetia] // *Gidrogeologiya i karstovedenie*. Perm. T.7. 197 pp. [In Russian]
- Kiselyov V., Klimchouk A. 1991. Cave discoveries in the USSR (1990) // *N.S.S. News*, July. P.194–195.
- Klimchouk A. 2003a. Caucasus, Georgia // J. Gunn (ed.). *Encyclopedia of Cave and Karst Science*. New York, London: Fitzroy Dearborn. P.200–203
- Klimchouk A. 2003b. Russia, Ukraine // J. Gunn (ed.). *Encyclopedia of Cave and Karst Science*. New York, London: Fitzroy Dearborn. P.627–629.
- Klimchouk A. 2003c. Soviet Union: speleological history // J. Gunn (ed.). *Encyclopedia of Cave and Karst Science*. New York, London: Fitzroy Dearborn. P.661–663.
- Klimchouk A., Forti P., Copper A. 1996. Gypsum karst of the World: a brief overview // *International Journal of Speleology*. Vol.25. Nos 3–4. P.159–181.
- Kniss V.A. 1984a. [Sur la structure de la population de *Plutomurus bashkiricus* Skorikow, 1899, des cavernes de la Bachkirie du sud et de l'est] // [Fauna i ekologiya kollembol; La faune et l'écologie des Collemboles]. Moscow: Nauka. P.11–17 [in Russian].
- Kniss V.A. 1984b. [Sur la faune des cavernes karstiques de la Bachkirie du sud et de l'est] // [Fauna i ekologiya kollembol; La faune et l'écologie des Collemboles]. Moscow: Nauka. P.123–128 [in Russian].
- Kniss V.A. 1985. [Springtails of the genus *Schaefferia* (Collembola, Hypogastruridae) from caves in the southwest of Bashkiria] // *Zoologicheskii zhurnal*. Vol.64. No.6. P.934–937 [in Russian].
- Kniss V.A. 1989. Sur la faune des cavernes de l'Oural du sud // *Proceedings of the 10th International Congress of Speleology*. Budapest. P.437–439.
- Kniss V.A. 1991. Sur la faune cavernicole du Parc national de Baïkal (U.R.S.S.) // *Mémoires de Biospéologie*. T.18. 301–303.
- Kniss V.A. 2001. [Cave fauna of Russia and adjacent regions]. Ufa: Bashkirian University Press. 238 pp. [In Russian]
- Kniss V.A. 2004. [A zoogeographical analysis and the specificity of subterranean fauna in the former USSR] // *Zoologicheskii zhurnal*. Vol.83. No.5. P.615–620 [in Russian].
- Kniss V.A. 2006. [Trogllobiont springtails (Collembola, Apterygota) of the main karst regions of Russia] // *Vestnik Bashkirskogo universiteta*. Vol.1. P.63–68 [in Russian].
- Kniss V.A., Smirnov A.I. 1990. The age of the Shulgantash Cave // *Studia Carstologia* (2). *Proceedings of the International Conference on Anthropogenic Impact and Environmental Changes in Karst*. Brno. P.45–48.
- Kniss V.A., Thibaud J.-M. 1999. Le genre *Plutomurus* en Russie et en Géorgie (Collembola, Tomoceridae) // *Revue française d'Entomologie*. T.21. Fasc.2. P.57–64.
- Komarov E.V. 1993. [A new species of ground beetle of the genus *Meganophthalmus* Kur. (Coleoptera: Carabidae) from Kabardino-Balkaria] // *Entomologicheskoe obozrenie*. Vol.72. No.2. P.363–367 [in Russian].
- Koval A.G. 2004a. [To the study of the fauna of the Chortova Nora cave in the northwestern Caucasus] // *Materialy nauchnoy konferentsii, posvyashchennoy 100-letiyu so dnya rozhdeniya S.M. Yablokova-Khnzorian*. [Materials of the scientific conference dedicated to the 100<sup>th</sup> birthday of S.M. Iablokov-Khnzorian]. Yerevan: Institute of Zoology. P.75–80 [in Russian].
- Koval A.G. 2004b. [To the study of the Akhunsкая cave, northwestern Caucasus] // *Peshchery: Mezhvuzovskii sbornik nauchnykh rabot*. [Caves: An interdisciplinary collection of scientific papers]. Perm: Perm University Press. Vols 29–30. P.150–155 [in Russian].
- Koz'minykh V.O. 2012. [Materials to the study of beetle diversity (Insecta, Coleoptera) of the natural monuments, "Ledianaya Gora" and Kungurskaya Ice Cave, Perm Province] // *Peshchery: Mezhvuzovskii sbornik nauchnykh rabot*. [Caves: An interdisciplinary collection of scientific papers]. Perm: Perm University Press. Vol.35. P.67–75 [in Russian].
- Krumpal M. 1984. Zwei neue Höhlen-Pseudoscorpionen aus der UdSSR (Pseudoscorpiones) // *Biológia (Bratislava)*. Vol.39. P.637–646.
- Kryzhanovskij O.L., Belousov A.I., Kabak I.I., Kataev B.B., Makarov V.K., Shilenkov V.G. 1995. A checklist of the ground-beetles of Russia and adjacent lands. Sofia – Moscow: Pensoft. 275 pp.
- Kuzyakin A.P. 1950. [Bats: Systematics, way of life, and benefits for agriculture and forestry] // Moscow: Sovetskaya Nauka. 444 pp. [in Russian].
- Lapshov I.I. 1940. [Cave Pseudoscorpiones of Transcaucasia] // *Byulleten Moskovskogo obshchestva ispytateley prirody*, sect. Biol. Vol.49. Nos 3–4. P.61–73 [in Russian].
- Lepneva S.G. 1940. [Trichoptera from caves of Transcaucasia] // *Byulleten Moskovskogo obshchestva ispytateley prirody*, sect. Biol. Vol.49. Nos 3–4. P.79–86 [in Russian].
- Ljovuschkin S.I. 1962. [To the cave fauna of the near-Dniestr region] // *Byulleten Moskovskogo obshchestva ispytateley prirody*, sect. Biol. Vol.67. No.3. P.29–37 [in Russian].
- Ljovuschkin S.I. 1963. [Biospeleological investigations in western Transcaucasia in the summer of 1960] // *Novosti karstovedeniya i speleologii (Interdisciplinary commission for the study of karst geology and geography)*. Perm. Vol.3. P.66–68 [in Russian].
- Ljovuschkin S.I. 1965. [A new species of trogllobitic Caucasian *Jeannelius* (Coleoptera, Trechini) from the Anakopian cave near Novyi Afon] // *Zoologicheskii zhurnal*. Vol.44. No.8. P.1262–1265 [in Russian].
- Ljovuschkin S.I. 1966. [Cave fauna of the main karstic regions of the USSR]. Thesis of Candidate (Ph.D.) of Biological Sci. Degree. Moscow University. 286 pp. [In Russian]
- Ljovuschkin S.I. 1970. [New forms of Trechini (Coleoptera) from caves of western Transcaucasia] // *Zoologicheskii zhurnal*. Vol.49. No.11. P.1656–1672 [in Russian].



- Ljovuschkin S.I. 1972a. Biospeologica sovietica. XLIX. Le premier représentant anophthalme des Trechini (Coléoptères Carabiques) de la Ciscaucasie // International Journal of Speleology. Vol.4. P.357–364.
- Ljovuschkin S.I. 1972b. [On the interrelations between soil, interstitial and cave faunas] // M.S. Ghilarov (ed.). Problemy pochvennoy zoologii. Materialy IV vsesoyuznogo soveshchaniya, Baku, 1972. [Problems of Soil Zoology. Materials of the IV All-Union Conference, Baku, 1972]. Moscow: Nauka. P.92 [in Russian].
- Ljovuschkin S.I. 1973. Les Trechinae cavernicoles (Coléoptères Carabiques) de l'URSS // Livre du Cinquantenaire de l'Institut de Spéologie «Émile Racovitz». București–Cluj: Ed. Acad. R. P. Romana. P.385–394.
- Ljovuschkin S.I., Matiokin P.V. 1965. [*Troglolestes sokolovi* gen. n., sp. n., the first cave slug] // Byulleten Moskovskogo obshchestva ispytateley prirody, sect. Biol. Vol.70. No. 3. P.35–46. [in Russian].
- Ljovuschkin S.I., Starobogatov Ya.I. 1963. [Biospeologia sovietica 48. Cave Opilionidea in Crimea and the Caucasus] // Byulleten Moskovskogo obshchestva ispytateley prirody, sect. Biol. Vol.68. No.1. P.41–51 [in Russian].
- Lohmander H. 1936. Über die Diplopoden des Kaukasusgebietes // Göteborgs Kungliga Vetenskaps- och Vitterhets-Samhälles Handlingar. Följden 5. Ser. B. Bd.5. No.1. S.1–196.
- Luchnik V.N. 1915. [On a new species of the genus *Trechus* from the Caucasus] // Entomologicheskii vestnik. Vol.2. No.2. P.111–112 [in Russian].
- Lysenin G.P. 1981. [Karst of the southeastern part of the Komi, USSR] // Gidrogeologiya i karstovedenie. Perm. P.40–47 [in Russian].
- Makarova O.L. 2009. [Fauna of free-living gamasid mites (Parasitiformes, Mesostigmata) in the northern taiga: An analysis of zonal specificity] // Zoologicheskii zhurnal. Vol.88. No.9. P.1039–1054 [in Russian].
- Makukhin V.A., Molodkin P.F. 1988. [Gypsum caves of the northern Caucasus] // Peshchery (Caves). Perm: Perm University Press. P.50–51 [in Russian].
- Maksimovitch G.A. 1962. [Distribution and regionalization of karst of the USSR] // Gidrogeologiya i karstovedenie. Perm: Perm University Press. Vol.1. P.2–6 [in Russian].
- Maksimovitch G.A. 1963. [The larst of Perm, 1]. Perm. 433 pp. [In Russian]
- Maksimovitch G.A., Gorbunova K.A. 1958. [Karst of the Perm Region]. Perm. 183 pp. [In Russian]
- Maksimovitch G.A., Kostarev V.P. 1973. [Karst regions of the Urals and Cisuralia] // Vosprosy fizicheskoy geografii Urala. Perm. Vol.1. P.166–177 [in Russian].
- Malevich I.I. 1947. [Oligochaetes from caves of the Caucasus] // Byulleten Moskovskogo obshchestva ispytateley prirody, sect. Biol. Vol.52. No.4. P.1–12 [in Russian].
- Malkov V.N., Gurkalo E.N. 1999. [Speleological regionalization and distribution of caves in the Arkhangelsk Region] // Peshchery: Mezhdvuzovskii sbornik nauchnykh rabot. [Caves: An interdisciplinary collection of scientific papers]. Perm: Perm University Press. P.10–15 [in Russian].
- Malkov V.N., Nikolaev Y.I., Kuznetsova V.A. 1986. [Regionalization of the Pinega and Kuloi basins according to the settings and intensity of exogenous processes] // Geologiya i poleznye iskopaemye Arkhangel'skoy oblasti. Moscow. P.154–174 [in Russian].
- Malkov V.N., Nikolaev Y.I., Luskan V.F. 1988. [Types of karst of the Pinezhye] // Peshchery v gipsakh i angidritakh. Perm: Perm University Press. P.46–50 [in Russian].
- Marin I., Sokolova A. 2014. Redescription of the stygobitic shrimp, *Troglocaris (Xyphocaridella) jusbaschjani* Birstein, 1948 (Decapoda: Caridea: Atyidae) from Agura River, Sochi, Russia, with remarks on other representatives of the genus from Caucasus // Zootaxa. Vol.3754. No.3. P.277–298. doi: 10.11646/zootaxa.3754.3.3
- Martens J. 2006. Weberknechte aus dem Kaukasus (Arachnida, Opiliones, Nemastomatidae) // Senckenbergiana biologica. Bd.86. H.2. S.145–210.
- Martynov A.V. 1919. [On Malacostraca of the Rostov-on-Don Area] // Protokol zasedaniya Obshchestva estestvoispytateley pri Donskom universitete. Vol.1. No.3. P.39–53 [in Russian].
- Martynov A.V. 1932. [To the knowledge of the fauna of the Black Sea coast of the Caucasus. I. Amphipoda] // Trudy Zoologicheskogo instituta AN SSSR. Vol.1. No.1. P.73–98 [in Russian].
- Martynova E.F. 1969. [Tomoceridae (Collembola)] // Entomologicheskoe obozrenie. Vol.43. No.2. P.299–314 [in Russian].
- Mazei Y., Belyakova O., Trulova A., Guidolin L., Coppelotti O. 2012. Testate amoebae communities from caves of some territories in European Russia and North-Eastern Italy // Protistology. Vol.7. No.1. P.42–50.
- Michaelsen W. 1910. Zur Kenntnis der Lumbriciden und ihrer Verbreitung // Ezhegodnik Zoologicheskogo muzeya Imperatorskoy akademii nauk. St. Petersburg. Vol.15. P.1–74.
- Monchenko V.I. 1983. [*Speocyclops cinctus* sp.n. (Crustacea, Copepoda) from the northern slope of the Great Causasian Mountain Ridge] // Zoologicheskii zhurnal. Vol.62. No.5. P.681–688 [in Russian].
- Monchenko V.I. 1984. [Cyclopids new to the fauna of the Soviet Union (Crustacea, Cyclopidae)] // Vestnik zoologii, Kiev. No.6. P.29–35 [in Russian].
- Monchenko V.I. 1986. [A representative of the genus *Speocyclops* new to the fauna of the Soviet Union (Crustacea, Copepoda)] // Vestnik zoologii, Kiev. No.6. P.3–8 [in Russian].
- Mukhanov A.V., Kapralov S.A. 2010. [Lepidopteran fauna (Lepidoptera) of caves in European Russia] // Vestnik Nizhegorodskogo universiteta. Vol.2. No.2. P.439–441 [in Russian].
- Myl'nikov A.P., Tikhonenkov D.V. 2007. A new species of soil predatory flagellate, *Colponema edaphicum* sp. n., from Cave Vorontsovskaya, North Caucasus (Protista, Alveolata: Colponemidae) // Zoosystematica Rossica. Vol.16. No.1. P.1–4.

- Myl'nikov A.P., Tikhonov D.V., Ssimdyanov T.G. 2006. [Fauna and morphology of heterotrophic flagellates of cave waterbodies] // *Zoologicheskii zhurnal*. Vol.85. No.10. P.1164–1176 [in Russian].
- Ognev I.F. 1910. Sur les modifications dans les organes des poissons rouges après un séjour de trois ans dans l'obscurité // *Revue de Biologie*. Vol.1. P.4.
- Orlov O.L. 2000. [The fauna and ecology of bats (Mammalia, Chiroptera) in the Middle Urals]. Extended Abstract of Candidate of Science (Biology) Dissertation. Yekaterinburg. 16 pp. [In Russian]
- Ostapenko A.A. 1993. [Caves of the Ekeptze-Gadyk Range] // *Svet*, Kiev. Vol.3. No.9. P.12–13. [in Russian].
- Ostapenko A.A. 1994. [Continuous explorations on the Ekeptze-Gadyk Range, Nord-West Caucasus] // *Svet*, Kiev. Vols 1–3. P.11–13 [in Russian].
- Palacios-Vargas J.G., Juberthie C., Reddell J. 2017. Mexico // *Encyclopaedia Biospeologica*. Vol. IIa, Mundos Subterráneos. Vols 25–26. P.1–101. <http://www.umae.org/mundos/mundos2526.pdf>
- Palatov D.M., Sokolova A.M. 2015. [Amphibiotic insects in waters of caves in western Transcaucasia] // *Materialy vserossiyskoy molodezhnoy konferentsii "Biospeleologiya Kavkaza i drugikh rayonov Rossii"*. [Materials of the All-Russia Youth Conference, "Biospeleology of the Caucasus and other regions of Russia"]. Kostroma: Kostromskoy Printing House. P.55–59 [in Russian].
- Palatov D.M., Vinarski M.V. 2015. [Ecology and distribution of the gastropod subfamily Belgrandiellinae (Mollusca: Gastropoda: Hydrobiidae sensu lato) in the territory of the western Caucasus] // *Materialy vserossiyskoy molodezhnoy konferentsii "Biospeleologiya Kavkaza i drugikh rayonov Rossii"*. [Materials of the All-Russia Youth Conference, "Biospeleology of the Caucasus and other regions of Russia"]. Kostroma: Kostromskoy Printing House. P.49–54 [in Russian].
- Pan'kov N.N. 2008a. [Invertebrates inhabiting caves of the Kungur region] // *Peshchery: Sbornik nauchnykh rabot*. [Caves: Collected scientific papers]. Perm: Perm State University. Vol.31. P.144–155 [in Russian].
- Pan'kov N.N. 2008b. [The main results of studying *Crangonyx chlebnikovi* in the subterranean waters of the Kungur region] // *Gornoe Ekho: Vestnik Gornogo instituta UrO RAN*. Vol.1. No.31. P.29–40 [in Russian].
- Pan'kov N.N., Andreeva A.I., Starova O.S., Maleev A.S., Shustov V.M. 2010. [On the physiology of the stygobiont amphipod *Crangonyx chlebnikovi* Borutzky, 1928 (Crangonyctidae)] // *Peshchery: Sbornik nauchnykh rabot Permskogo gosudarstvennogo universiteta*. [Caves: Collected Papers of the Perm State University]. Perm: Perm University Press. Vol.33. P.136–142 [in Russian].
- Pan'kov N.N., Andreeva A.I., Starova O.S., Maleev A.S., Shustov V.M. 2011. [Metabolism intensity and energy balance of the stygobiont amphipod *Crangonyx chlebnikovi* Borutzky, 1928 (Crangonyctidae)] // *Vestnik Permskogo iniversiteta, seriya Biologiya*. Vol.1. P.78–83 [in Russian].
- Pan'kov N.N., Gorshkov N.G., Chernov A.V. 2005. [*Crangonyx chlebnikovi* (Amphipoda: Gammaridae) in the Kungur Ice Cave: Demography and reproductive biology] // *Vestnik Permskogo iniversiteta, seriya Biologiya*. Vol.6. P.77–82 [in Russian].
- Pan'kov N.N., Pan'kova N.V. 2004. [On the biology of the trogllobiont amphipod *Crangonyx chlebnikovi* Borutzky, 1928 (Gammaridae), with the description of a new subspecies from the Kungur Ice Cave] // *Peshchery: Sbornik nauchnykh rabot Permskogo gosudarstvennogo universiteta*. [Caves: Collected Papers of the Perm State University]. Perm: Perm University Press. Vol.29–30. P.141–150 [in Russian].
- Pan'kov N.N., Starova O.S. 2009a. [On the population biology of *Crangonyx chlebnikovi* Borutzky, 1928 (Amphipoda: Gammaridae) from three caves of the Cis-Ural region] // *Peshchery: Sbornik nauchnykh rabot Permskogo gosudarstvennogo universiteta*. [Caves: A collection of scientific papers]. Perm: Perm University Press. Vol.32. P.84–93 [in Russian].
- Pan'kov N.N., Starova O.S., Pan'kova N.V. 2009b. [Invertebrate animals in caves of the Perm Province: fauna, ecological structure, chorology and seasonal dynamics] // *Peshchery: Sbornik nauchnykh rabot Permskogo gosudarstvennogo universiteta*. [Caves: A collection of scientific papers]. Perm: Perm University Press. Vol.32. P.72–83 [in Russian].
- Pan'kov N.N., Starova O.S. 2009c. [Demography and reproductive biology of *Crangonyx chlebnikovi* Borutzky, 1928 (Amphipoda: Gammaridae) in three caves of the Cis-Ural region] // *Vestnik Permskogo universiteta, seriya Biologiya*. Vol.10. P.55–61 [in Russian].
- Perkovsky E.E. 1991. [To the leiodid beetle fauna (Coleoptera, Leiodidae) of caves in the Soviet Union] // *Byulleten Moskovskogo obshchestva ispytateley prirody, sect. Biol.* Vol.96. No.1. P.71–73 [in Russian].
- Pichka V.E. 1965. [On the spider fauna of caves in western Transcaucasia] // *Zoologicheskii zhurnal*. Vol.44. No.8. P.1190–1196 [in Russian].
- Potapov M.B. 1991. Species of the genus *Isotoma*, subgen. *Parisitoma* Bagnall, 1840 and *Serisotoma* subgen. nov. (Collembolla, Isotomidae) of USSR fauna // *Acta Zoologica Cracoviensia*. Vol.34. No.1. P.267–301.
- Read H.J. 1992. The genus *Cylindroiulus* Verhoeff, 1894 in the faunas of the Caucasus, Turkey and Iran (Myriapoda: Diplopoda: Julidae) // *Senckenbergiana biologica*. Bd.72. Nos 4–6. S.373–433.
- Reisner V., Shelepin A. 1997. Exploration of the "Krestik-Turist" cave system // *Proceedings of the 12<sup>th</sup> International Congress of Speleology, Switzerland, Symposium 4*. P.103–106.
- Riedel A. 1966. Zonitidae (excl. Daudebardinae) der Kaukasusländer (Gastropoda) // *Annales Zoologici*. Vol.24. No.1. P.1–303.
- Reitter E. 1888–1889. Coleopteren aus Circassien, gesammelt von Hans Leder im Jahre 1887 // *Wiener entomologische Zeitung*. Bd.7. S.19–26, 81–90, 143–156, 169–180, 207–214, 231–238, 259, 274, 279–288, 317–321.

- Rudjakov I.A. 1963. [On cave ostracods of Transcaucasia] // *Zoologicheskii zhurnal*. Vol.42. No.1. P.28–31 [in Russian].
- Rykov A.M. 2014. [Flying echo-locators] // *Zapovednyi Kray, Pinega*. Vol.56. No.4. P.3 [in Russian].
- Salomon J.N., Pulina M. 2005. Le karst et les phénomènes karstiques similaires des régions froides // J.N. Salomon, M. Pulina (eds.). *Les karsts des régions climatiques extrêmes*. Karstologia. Mémoire 14. P.11–100. Bibliographie. P.195–204.
- Satunin K.A. 1912. [Excursions to caves in the Sukhum region. The giant caves Ablaskira and Aszaba] // *Izvestiya Kavkazskogo otdela Russkogo geograficheskogo obshchestva*. Vol.21. No.1. P.13–18 [in Russian].
- Schileyko A.A. 1988. [New or little-known species of land snails (Pulmonata) in the USSR fauna, based on material from the Zoological Museum of the Moscow University] // *Zoologicheskii zhurnal*. Vol.67. No.9. P.1303–1313 [in Russian].
- Schütt H., Şeşen R. 1993. *Pseudamnicola* species and other freshwater gastropods (Mollusca, Gastropoda) from East Anatolia (Turkey), the Ukraine and the Lebanon // *Bacteria*. Vol.57. P.161–171.
- Semenov A.P. 1901. [The Caucasian cave representative of the genus *Dolichopoda* Bol.] // *Russkoe entomologicheskoe obozrenie*. Vol.1. P.5–9 [in Russian].
- Semenov-Tian-Shanskiy A.P. 1909. [A new representative of cave fauna in the Caucasus, *Laemostenus (Pristonychus) tschüscherini*, sp. n. (Coleoptera, Carabidae)] // *Russkoe entomologicheskoe obozrenie*. Vol.8. Nos 3–4. P.312–313 [in Russian].
- Semikolennykh A.A. 1997. Microorganisms in the caves of the former SSSR: geography, ecology and geochemical activity // *Proceedings of the 12<sup>th</sup> Internatubal Congress of Speleology, Switzerland*. Vol.3. P.293–299.
- Serban E. 1993. *Tianschanobathynella jankowskajae* n. g. sp. n. et *Tianschanobathynella paraissykhulensis* n. sp. (Bathynellidae, Bathynellacea, Podophallocarida) // *Travaux de l'Institut de Spéologie «Émile Racovitza»*. T.32. P.19–41.
- Shapovalov M.I., Zamotajlov A.S., Bondarenko A.S. 2015. New provincial records of the cave cricket, *Dolichopoda euxina* Semenov, 1901 (Orthoptera) from the Republic of Adygea (Russia) with notes on its conservation status // *Caucasian Entomological Bulletin*. Vol.11. No.2. P.267–269.
- Schäfer A.W. 1951. Ueber die Besiedlung des Grundwasser // *Verhandlungen des Internationalen Vereins für Limnologie*. Bd.11. S.324–330.
- Shugurov A.M. 1912. [Materials to the study of the geographical distribution of orthopterans in Taurida Governorate] // *Zapiski Novorossiyskogo Imperatorskogo obshchestva estestvoispytateley*, Odessa. Vol.37. P.145–167 [in Russian].
- Shumeev A.N. 2008. [Freshwater and land planarians of the northwestern Caucasus]. Thesis of Candidate (Ph.D.) of Biological Sci. Degree. St. Petersburg. 144 pp. [In Russian]
- Sidorov D.A. 2015. The spring-dwelling amphipod genus *Lyurella* (Peracarida, Amphipoda): Systematics, distribution, and affinity, with description of the second representative from the Black Sea coast region // *Crustaceana*. Vol.88. No.1. P.27–50.
- Sidorov D.A., Chertoprud E.S., Semikolennykh A.A., Shavrina E.B. 2011. [An enigmatic *Pallasea* (Crustacea: Amphipoda) from the Golubinskiy Proval and Kitezha caves] // *Materialy mezhdunarodnoy nauchnoy konferentsii “Karstovye sistemy Severa v menyayushcheysya srede”*. [Materials of the International Scientific Conference, “Karst systems of the North in a changing environment”]. Russia, Krasnaya Gorka, 5–10 September 2011. P.85–87 [in Russian].
- Sidorov D.A., Pan'kov N.N., Holsinger J.R. 2012. Distribution and ecology of the subterranean amphipod *Crangonyx chlebnikovi* Borutzky, 1928 (Crustacea: Crangonyctidae), with lectotype designation and comments on morphology of the lateral cephalic lobe // *Arthropoda Selecta*. Vol.21. No.2. P.149–160.
- Sidorov D.A., Pan'kov N.N., Krasheninnikov A.B. 2010. A *Bactrurus*-like subterranean amphipod (Crangonyctidae) from the Ural mountain karst region // A. Moškrčić, P. Trontelj (eds.). *Abstracts of the 20th International Conference on Subterranean Biology*. Postojna. P.45.
- Sidorov D.A., Palatov D. 2012. Taxonomy of the spring-dwelling amphipod *Synurella ambulans* (Crustacea: Crangonyctidae) in West Russia // *European Journal of Taxonomy*. Vol.23. P.1–15. <https://doi.org/10.5852/ejt.2012.23>
- Skorikow A.S. 1899. Eine neue *Tomocerus*-Art (Collembola) aus Ost-Russland // *Ezhegodnik Zoologicheskogo muzeya Imperatorskoy akademii nauk*. St. Petersburg. Vol.4. P.473–480.
- Smirnov D.G. 2001. [Records of bats in the Akhstyr cave (Krasnodar Province)] // *Plecotus et al.* Vol.4. P.64–68 [in Russian].
- Snit'ko V.P. 2004. [The fauna of bats (Mammalia, Chiroptera) of the southern Urals]. Autoreferate of the Thesis of Candidate (Ph.D.) of Biological Sci. Degree. Yekaterinburg. 25 pp. [In Russian]
- Snit'ko V.P. 2007. [Seasonal spatial differentiation of sex groups in populations of resident bat species (Chiroptera, Vespertilionidae) in the southern Urals] // *Russian Journal of Ecology*. Vol.38. No.5. P.334–340 [in Russian].
- Snit'ko V.P. 2009. [Records of bats (Chiroptera, Vespertilionidae) in hibernation and during the period of activity in the vicinities of Sludrudnik settlement (Chelyabinsk Oblast)] // *Ekologiya v vysshey shkole: Sintez nauki i obrazovaniya. Trudy vserossiyskoy konferentsii*. [Ecology at the high school: a synthesis of science and education, Proceedings of the All-Russian conference]. Chelyabinsk. P.109–115 [in Russian].
- Snit'ko V.P. 2011. [Natterer's bat *Myotis nattereri* (Kuhl, 1817) at the eastern range limit (the Urals)] // *Zoologicheskii zhurnal*. Vol.90. No.10. P.1245–1254 [in Russian].

- Snit'ko V.P., Snit'ko L.V. 2016. Bats (Chiroptera, Vespertilionidae) from the Cis-Urals and South Urals (Republic of Bashkortostan) // *Biology Bulletin*. Vol.43. No.7. P.707–728.
- Snit'ko V.P., Snit'ko L.V. 2017a. [New data on the distribution of bats (Chiroptera, Vespertilionidae) in the Orenburg Region] // *Zoologicheskii zhurnal*. Vol.96. No.1. P.83–89 [in Russian].
- Snit'ko V.P., Snit'ko L.V. 2017b. [Bats (Chiroptera, Vespertilionidae) of the southern Urals (Chelyabinsk Region)] // *Zoologicheskii zhurnal*. Vol.96. No.3. P.320–349 [in Russian].
- Sokolova A.M., Palatov D.M. 2015. [Stygobiont fauna of the Black Sea coast in the environs of Tuapse] // *Materialy vserossiyskoy molodezhnoy konferentsii "Biospeleologiya Kavkaza i drugikh rayonov Rossii"*. [Materials of the All-Russia Youth Conference, "Biospeleology of the Caucasus and other regions of Russia"]. Kostroma: Kostromskoy Printing House. P.76–79 [in Russian].
- Spassky S.A. 1932. *Araneorum species novae* // *Bulletin du Muséum d'histoire naturelle, Paris*. Série 2. T.4. Fasc.2. P.182–189; Fasc.8. P.972–979.
- Spassky S.A. 1934. *Araneae Palaearticae novae. Fam. Pholcidae 1* // *Bulletin du Muséum national d'histoire naturelle, Paris*. Sér.2. T.6. P.361–372.
- Starobogatov Y.I. 1962. [Contribution aux mollusques des eaux souterraines du Caucase] // *Byulleten Moskovskogo obshchestva ispytateley prirody, sect. Biol.* Vol.67. No.6. P.42–54 [in Russian].
- Strasser K. 1970. Über einige Diplopoden aus dem westlichen Kaukasus // *Revue suisse de Zoologie*. T.77. Fasc.1. P.199–205.
- Strelkov P.P. 1958. [Materials on winter roosts of bats in the European Soviet Union] // *Trudy Zoologicheskogo instituta AN SSSR*. Leningrad. Vol.25. P.255–303 [in Russian].
- Strelkov P.P. 1990. [From the first to fifth All-Union conferences on bats] // *Materialy 5-oi vsesoyuznoy konferentsii po letuchim mysham*. [Proceedings of the 5<sup>th</sup> All-Union Bat Conference]. Penza. P.4–7 [in Russian].
- Stupishin A.V. 1965. [Karst of the Volga region] // *Tipy karsta v SSSR*. Moscow: Nauka. [In Russian].
- Sukhovey L.N. 1992. [New data on gypsum caves of the Northern Caucasus] // *Svet, Kiev*. Vol.4. No.6. P.12–13 [in Russian].
- Torsuev N.P. 1975. [Distribution of gypsum karst on the Timansky Ridge] // *Gidrogeologia i karstovedenie*. Perm: Perm University Press. Vol.7. P.74–75 [in Russian].
- Tsytulina E.A. 1999. New records of bats (Chiroptera) in the Western Caucasus // *Plecotus et al.* Vol.2. P.79–83.
- Turbanov I.S., Marin I.N. 2015. [Typhlogammaridae, a family of stygobiont amphipods (Crustacea) new to the fauna of Russia, found in the subterranean waters of Krasnodar Province] // *Materialy vserossiyskoy molodezhnoy konferentsii "Biospeleologiya Kavkaza i drugikh rayonov Rossii"*. [Materials of the All-Russia Youth Conference, "Biospeleology of the Caucasus and other regions of Russia"]. Kostroma: Kostromskoy Printing House. P.87–89 [in Russian].
- Turbanov I.S., Marin I.N. 2017. The record of the stygobiont amphipod family Typhlogammaridae (Crustacea) from the Avgust Cave at Sochi, Krasnodar Region, as new to the Russian fauna // *Ukrainian Journal of Ecology*. Vol.7. No.4. P.465–468.
- Turbanov I.S., Nadolny A.A. 2017. [Some data on the species composition of caves spiders (Aranei) of the western Caucasus] // *Materialy II vserossiyskoy molodezhnoy konferentsii "Biospeleologicheskie issledovaniya v Rossii i sosednikh stranakh"*. [Materials of the II All-Russia Youth Conference, "Biospeleological research in Russia and neighboring countries"]. Yaroslavl: Filigran. P.113–117 [in Russian, English summary].
- Turbanov I.S., Palatov D.M., Golovatch S.I. 2016a. [The state of the art of biospeleology in Russia and other countries of the former Soviet Union: A review of the cave (endogean) invertebrate fauna. I. Introduction – Crustacea] // *Zoologicheskii zhurnal*. Vol.95. No.10. P.1136–1159 [in Russian; English translation: *Entomological Review*, 2016, Vol.96. No.7. P.926–963].
- Turbanov I.S., Palatov D.M., Golovatch S.I. 2016b. [The state of the art of biospeleology in Russia and other countries of the former Soviet Union: A review of the cave (endogean) invertebrate fauna. 2. Arachnida – Acknowledgements] // *Zoologicheskii zhurnal*. Vol.95. No.11. P.1283–1304 [in Russian; English translation: *Entomological Review*, 2016, Vol.96. No.9. P.1297–1333].
- Turbanov I.S., Palatov D.M., Golovatch S.I. 2016c. [The state of the art of biospeleology in Russia and other countries of the former Soviet Union: A review of the cave (endogean) invertebrate fauna. 3. Bibliography and summary] // *Zoologicheskii zhurnal*. Vol.95. No.12. P.1399–1426 [in Russian; English translation: *Entomological Review*, 2016, Vol.96. No.9. P.1297–1333].
- Vereshchagina T.N. 1985. [The carabid genus *Laemostenus* Bon. (Coleoptera, Carabidae) in the Caucasus. 1. Species of the *L. koenigi* Rtt. group] // *Entomologicheskoe obozrenie*. Vol.64. No.3. P.554–562 [in Russian].
- Vereshchagina T.N., Makarov K.V. 1986. [The carabid genus *Laemostenus* Bon. (Coleoptera, Carabidae) in the Caucasus. II. Larvae of the *L. koenigi* Rtt. group] // *Entomologicheskoe obozrenie*. Vol.65. No.2. P.367–373 [in Russian].
- Verhoeff K.W. 1930. Eine neue cavernicole Symphyognathen-Gattung aus Georgien, Transcaucasien // *Mitteilungen über Höhlen- und Karstforschung*. H.2. S.33–39.
- Vinarski M.V., Kantor Y.I. 2016. Analytical catalogue of fresh and brackish water molluscs of Russia and adjacent countries. Moscow: Severtsov Institute of Ecology and Evolution, Russian Academy of Sciences. 544 pp.
- Volkova Y.S. 2015. [Application of DNA barcoding to the species identification of troglobiont lithobiomorphs



- (Chilopoda, Lithobiomorpha) // Materialy vserossiyskoy molodezhnoy konferentsii "Biospeleologiya Kavkaza i drugikh rayonov Rossii". [Materials of the All-Russia Youth Conference, "Biospeleology of the Caucasus and other regions of Russia"]. Kostroma: Kostromskoy Printing House. P.13–17 [in Russian].
- Volodin A.P., Pshenichnikov V.A. 1949. [Microflora of the Kungur Ice Cave] // Proceedings of the Perm Speleological Institute. Vol.8. P.393–402 [in Russian].
- Waltham T 1994. Gypsum caves of Pinega // International Caver. Vol.10. P.15–22.
- Waltham T. 2003. Pinega gypsum caves, Russia // J. Gunn (ed.). Encyclopedia of Cave and Karst Science. New York, London: Fitzroy Dearborn. P.588–589.
- Waltham T., Cooper A. 1988. Features of gypsum caves and karst at Pinega (Russia) and Ripon (England) // Cave and Karst Science. Vol.25. P.131–140.
- Winkler A. 1926. Eine neue Gattung blinder Trechinen aus dem Kaukasus // Koleopterologische Rundschau. Bd.12. H.3/4. S.168–171.
- Zaitsev F.A. 1948. [Review of the cave fauna of Georgia] // Trudy Instituta zoologii Gruzinskoy SSR. Vol.8. P.151–173 [in Russian].
- Zalesskaja N.T. 1963. [On chilopod Myriapoda of Crimea and the Caucasus] // Zoologicheskii zhurnal. Vol.42. No.7. P.1022–1030 [in Russian].
- Zalesskaja N.T. 1973a. [Lithobiidae (Chilopoda) of the Caucasus: Their distribution and association with soils] // M.S. Ghilarov (ed.). Ekologiya pochvennykh bespozvonochnykh. [Ecology of Soil Invertebrates]. Moscow: Nauka. P.120–130 [in Russian].
- Zalesskaja N.T. 1973b. [A new cave-dwelling form (Lithobiidae, Chilopoda) from the Caucasus (Biospeologica Sovietica LI)] // Zoologicheskii zhurnal. Vol.52. No.1. P.136–138 [in Russian].
- Zalesskaja N.T. 1978. [Identification book of lithobiomorph centipedes of the USSR]. Moscow: Nauka. 212 pp. [In Russian]

*Responsible editor K.G. Mikhailov*